



February 1, 2024

**TO:** Board of Directors, LOCS D  
**FROM:** Ron Munds, General Manager  
Adrienne Geidel, District Accountant  
**SUBJECT:** **Agenda Item 9E – 02/01/2024 BOD Meeting**  
Receive Quarterly Investment Report for Q4 2023 and the Annual  
Investment Report for 2023

**President**  
Marshall E. Ochylski

**Vice President**  
Christine M. Womack

**Directors**  
Charles L. Cesena  
Matthew D. Fourcroy  
Troy C. Gatchell

**General Manager**  
Ron Munds

**District Accountant**  
Robert Stilts, CPA

**Unit Chief**  
John Owens

**Battalion Chief**  
Paul Provence

**Mailing Address:**  
P.O. Box 6064  
Los Osos, CA 93412

**Offices:**  
2122 9<sup>th</sup> Street, Suite 110  
Los Osos, CA 93402

**Phone:** 805/528-9370  
**FAX:** 805/528-9377

[www.losososcsd.org](http://www.losososcsd.org)

### **DESCRIPTION**

This report includes our required quarterly investment report for Q4 2023 and the Annual Investment Report for 2023.

### **SUMMARY STAFF RECOMMENDATION**

This item will be approved along with the Consent Calendar unless it is pulled by a Director for separate consideration. If so, Staff recommends that the Board adopt the following motion:

***Motion: I recommend that the Board receive and file the Quarterly Investment Report for the fourth quarter of 2023 and the Annual Investment report for 2023.***

### **Discussion**

The District's Investment Policy requires the Finance Officer/Treasurer, which is the General Manager, to make quarterly and annual investment reports to the Board as detailed further below and in the attachments.

### **Annual Report**

The Investment Policy requires that the District's Finance Officer/Treasurer (General Manager) to file an annual report (attached) which contains the following information:

1. Type of Investment
2. Institution/issuer
3. Date of Maturity (if applicable)
4. Amount of deposit or cost of the security, including par and dollar amount invested on all securities, investments, and moneys held by the District
5. Current market value of securities, with identification of the source of the valuation, for all securities held by the District as well as securities under the management of any outside party that is not also a local agency or the State of California Local Agency Investment Fund
6. Rate of Interest
7. Statement of compliance with the Statement of Investment Policy or the manner in which the portfolio is not in compliance
8. Statement of the District's ability to meet cash flow requirements, including any pool expenditure requirements, for the next six months, or an explanation as to why sufficient money may not be available
9. Accrued Interest (if applicable)
10. Description of any of the District's funds, investments, or programs that are under the management of contracted parties, including lending programs

**Quarterly Report**

**Policy:** Finance Officer/Treasurer shall file a quarterly report that identifies the District’s investments and their compliance with the District’s Investment Policy. The quarterly report must be filed with the District’s auditor and considered by the District’s Board of Directors within forty-five (45) days after the end of each quarter (i.e., by May 15, August 14, November 14, and February 14) (California Government Code § 53646).

**Q4 Quarterly Report – For Funds Invested with Optimized Investment Partners**

The total cash and investment portfolio book value (cost) held by the District as of December 31, 2023 was \$9,616,891 and total cash and investments held by the trustees was \$1,435,187.

Institution	Amount
Managed Investment Portfolio	\$7,366,308
State of CA Local Agency Investment Fund	\$16,358
California Asset Management Program (CAMP) Pooled Investment Fund	\$1,276,558
Mechanics Bank Cash/Time Deposits	\$902,448
Accrued and paid interest on investment	\$55,220

*(Earned interest is the interest earned on investments over a specific time period, accrued interest is the interest that an investment has earned, but hasn’t yet been received, and paid interest is the interest that has already been received as payment)*

During the quarter, three investments totaling \$1,136,696 were purchased. U.S. Treasury Notes totaling: \$850,053 & Federal agency bond totaling: \$286,643. During the quarter, one investment matured, totaling \$532,000. The funds were reinvested in December.

As of December 31, 2023, the Weighted Yield to Maturity on the Managed Investment Portfolio was 4.70%.

At the end of this quarter, the Weighted Average Maturity of the Managed Investment Portfolio was 2.53 years.

The Federal Open Market Committee (FOMC) meets approximately every six weeks and determines the level of the Federal Funds Rate. At the September 20th meeting, the FOMC voted to maintain the Federal Funds Rate target range at its current level of 5.25-5.50%. At the December 13th meeting, the FOMC voted once again to maintain the Federal Funds Rate target range at its current level of 5.25-5.50%.

**Q4 Quarterly Report – Wastewater Bond Reserve & Redemption Fund**

- In the Wastewater Bond Reserve & Redemption Fund, the District holds Treasury Investments in US Bank as detailed in the attached “Detailed quarterly investment report fourth quarter of 2023.”

**Recent Maturities**

In the Wastewater Bond Redemption Fund, one US Treasury Note for \$100,000 and matured on November 30, 2023. This investment resulted in \$2,718.10 in earnings. All earnings and income from these investments reduce future costs to taxpayers related to the wastewater debt.

The district also purchased one US Treasury note for \$99,638.55 (Nov 11) with a par value of \$100,000 that will mature on August 31, 2028. The interest rate is 4.125% and expected income and earnings after maturity are \$19,607.71. The note is held within our Wastewater Reserve Fund.

The District plans to reinvest the funds from the maturing treasury bills. Staff will review cash flow needs of the funds, legal reserve requirements, and current interest rates to determine the appropriate allocation of reserves and investments.

**Compliance:** The District's investments comply with the Investment Policy, California Government Code § 53646, and California Government Code § 16429.1.

**Cash Flow:** Based on our analysis, the District can meet cash flow requirements, including any pool expenditure requirements, for the next six months.

**Attachments:**

Annual Investment Report 2023 (5 pages)

Wastewater Detailed quarterly investment report fourth quarter of 2023

Optimized Detailed quarterly investment report fourth quarter of 2023

Summary of Cash & Investments Provided by Optimized Investment Partners

LAIF statement ending December 31, 2023 (Only Available Online)

Mechanics Bank statement ending December 29, 2023 (Only Available Online)

CAMP statement ending December 31, 2023 (Only Available Online)

US Bank statement ending December 31, 2023 (Only Available Online)

## **LOS OSOS COMMUNITY SERVICES DISTRICT 2023 ANNUAL INVESTMENT REPORT**

### **Background**

The purpose of the Investment Policy is to outline the guidelines and practices to be used in effectively managing the District's available cash and investment portfolio. It applies to all cash and investment assets of the District including but not limited to moneys held in sinking funds, reserves or designations, trust funds or surplus funds not required for the immediate necessities of the District. The primary objectives are safety, liquidity, yield and compliance with applicable California and Federal Law.

### **Permitted Investments**

The District Finance Officer is authorized to deposit or invest District funds only in the following institutions and investments:

1. County pooled funds (California Government Code §§53635, 61053)
2. The Local Agency Investment Fund created by the California State Treasury (California Government Code § 16429.1)
3. One or more FDIC insured Banks and/or Savings and Loan Associations that are designated as District depositories by resolution of the Board of Directors (California Government Code § 61053).
4. Intra-District fund loans and transfers with a fair rate of return from one fund to another specifically authorized and evidenced by District resolution.
5. Investment funds collateralized as per California Government Code § 53652.
6. Such other financial institutions or securities that may be designated by the Board of Directors from time to time in compliance with California and Federal law.
7. Allowable investments instruments per California Government Code which are consistent with California Debt and Investment Advisory Commission's guidelines.

### **Prohibited Investments**

The District's Finance Officer shall not invest in:

1. Inverse floaters, range notes or interest only strips that are derived from a pool of mortgages.
2. Any security that could result in a zero-interest accrual if held to maturity.
3. A state or federal credit union, if a member of the District's Board of Directors or an administrative officer also serves on the Board of Directors, or any committee appointed by the Board of Directors, or the credit committee or supervisory committee, of the state or federal credit union.
4. Those investments or institutions not permitted by this Policy, or by action of the Board of Directors.

### **Diversified Investments**

Investments, other than investments referenced in paragraphs **6-A** (1) and (2) above, will be diversified to avoid losses that may be associated with any one investment.

## **Standards of Care**

The Finance Officer is charged with managing the portfolio pursuant to the "Prudent Investor Standard." When investing, reinvesting, purchasing, acquiring, exchanging, selling and managing public funds in the District's investment portfolio, the Finance Officer shall act with care, skill, prudence, and diligence under the circumstances then prevailing, that a prudent person acting in a like capacity and familiarity with those matters would use in the conduct of funds of a like character and with like aims, to safeguard the principal and maintain the liquidity needs of the District.

Finance Officer shall disclose any material interest in financial institutions or professionals with which he/she conducts the District business, and shall comply with all applicable laws relating to conflicts of interest.

## **Annual Report Elements**

The District's Investment Policy states that prior to February 14, of each year, the Finance Officer/Treasurer shall file and submit an annual report to the Board of Directors which will contain the following elements:

1. Type of Investment
2. Institution/issuer
3. Date of Maturity (if applicable)
4. Amount of deposit or cost of the security, including par and dollar amount invested on all securities, investments, and moneys held by the District
5. Current market value of securities, with identification of the source of the valuation, for all securities held by the District as well as securities under the management of any outside party that is not also a local agency or the State of California Local Agency Investment Fund
6. Rate of Interest
7. Statement of compliance with the Statement of Investment Policy or the manner in which the portfolio is not in compliance
8. Statement of the District's ability to meet cash flow requirements, including any pool expenditure requirements, for the next six months, or an explanation as to why sufficient money may not be available
9. Accrued Interest (if applicable)
10. Description of any of the District's funds, investments, or programs that are under the management of contracted parties, including lending programs

## **Statement of Compliance**

All investment listed in Table 1 below are in compliance with the Investment Policy.

## **Statement of Cash Flow Requirements**

The District has the ability to meet all cash flow requirements for the next six months.

**Table 1: 2023 Annual Report Investment Summary<sup>1</sup>**

Institution	Type of Account	Account Balance	Interest Rate	Compliant	Interest Received <sup>2</sup>
<b>Mechanics<sup>3</sup></b>					
General Checking	Checking	\$415,575.76	0.5%	Yes	\$7,265 <sup>3</sup>
Payroll	Checking	\$19,713.11	0.5%	Yes	See footnote 3
Disbursement Reserve	Checking	\$102,793.69	0.5%	Yes	See footnote 3
High Interest	Checking	\$364,365.10	4.07%	Yes	\$15,575.76
<b>US Bank</b>					
Investment Account	Money Market	\$7,134,899.04	Varies	Yes	\$96,068.79
See attached Annual Report from Optimized for US Treasury Notes, Federal Agency Bond/ Notes and CD Breakdowns that are invested.					
<b>US Bank - Wastewater</b>					
Redemption Fund	Money Market	\$383,248.62	0.01%	Yes	\$17,804.28 <sup>4</sup>
Pre-Payment Fund	Money Market	\$7,485.92	0.01%	Yes	\$134.14 <sup>4</sup>
Reserve Fund	Money Market	\$1,044,452.85	0.01%	Yes	\$17,474.80 <sup>4</sup>
Reserve Fund	US Treasury Note	MD 02/29/2024	1.50%	Yes	See footnote 4
Reserve Fund	US Treasury Note	MD 01/15/2025	1.13%	Yes	See footnote 4
Reserve Fund	US Treasury Note	MD 08/31/2025	2.75%	Yes	See footnote 4
Reserve Fund	US Treasury Note	MD 02/15/2026	1.63%	Yes	See footnote 4
Reserve Fund	US Treasury Note	MD 07/31/2024	3.00%	Yes	See footnote 4
Reserve Fund	US Treasury Note	MD 08/31/2027	3.13%	Yes	See footnote 4
Reserve Fund	US Treasury Note	MD 07/31/2028	4.13%	Yes	See footnote 4
<b>LAIF</b>					
	Pooled Money Investment	\$16,358.27	2.89%	Yes	\$13,755.03
<b>CAMP</b>					
	Pooled Money Investment	\$1,276,557.54	5.55%	Yes	\$26,557.54

<sup>1</sup> All balances as of 12/29/23

<sup>2</sup> Method of applying to the account the interest earned vary from the various banks

<sup>3</sup> Mechanics Bank Accounts. Fees are subtracted from the interest accrued over the month and then any additional fees are debited from the General Checking account, so although we earned \$7,265 of interest in 2023, fees totaled \$8,521. The interest for the 4 accounts is consolidated.

<sup>4</sup> US Bank-Wastewater Interest received is from the US Treasury Notes that matured during the Calendar year and applied to the appropriate account.

**Table 2: Annual Report Investment Summary for US Bank Investment Account**

Institution	Type of Account	CUSIP Id	Security Description	Par Value	Book (Cost) Value	Account Balance (Market Value)	Interest Rate	Compliant	Interest Received
<b>US Bank</b>									
US Bank Investment Acct	CERTIFICATE OF DEPOSIT	61690DAZ1	MORGAN STANLEY BANK	\$ 244,000	\$ 244,000	\$ 242,714	4.40%	Yes	None-First Interest Payment in Jan 2024
US Bank Investment Acct	CERTIFICATE OF DEPOSIT	2546736B7	DISCOVER BANK	\$ 244,000	\$ 244,000	\$ 241,560	4.50%	Yes	None-First Interest Payment in Jan 2024
US Bank Investment Acct	CERTIFICATE OF DEPOSIT	95763PPD7	WESTERN ALLIANCE BANK	\$ 244,000	\$ 244,000	\$ 244,120	5.25%	Yes	None-First Interest Payment in Jan 2024
US Bank Investment Acct	CERTIFICATE OF DEPOSIT	25844MBG2	DORT FINANCIAL CU	\$ 247,000	\$ 247,000	\$ 247,425	4.85%	Yes	\$2,691.28
US Bank Investment Acct	CERTIFICATE OF DEPOSIT	20825WCA6	CONNEXUS CU	\$ 248,000	\$ 248,000	\$ 248,913	5.00%	Yes	\$5,197.81
US Bank Investment Acct	CERTIFICATE OF DEPOSIT	903572GH2	UINTA BANK	\$ 248,000	\$ 248,000	\$ 245,580	4.55%	Yes	\$4,730.01
US Bank Investment Acct	CERTIFICATE OF DEPOSIT	33715LFQ8	FIRST TECHNOLOGY FCU	\$ 248,000	\$ 248,000	\$ 249,275	5.30%	Yes	\$5,509.68
US Bank Investment Acct	CERTIFICATE OF DEPOSIT	35907XFG7	FRONTIER BANK	\$ 248,000	\$ 248,000	\$ 247,134	4.70%	Yes	\$4,885.94
US Bank Investment Acct	CERTIFICATE OF DEPOSIT	53052LAW9	LIBERTY FCU	\$ 248,000	\$ 248,000	\$ 249,287	5.30%	Yes	\$5,041.54
US Bank Investment Acct	CERTIFICATE OF DEPOSIT	91739JAA3	UTAH FIRST FCU	\$ 248,000	\$ 248,000	\$ 256,420	4.75%	Yes	\$4,937.91
			CERTIFICATE OF DEPOSIT	\$ 2,467,000	\$ 2,467,000	\$ 2,472,427			\$32,994.17
US Bank Investment Acct	FEDERAL AGENCY BOND/NOTE	3133EPNV3	Federal Farm Credit Bks-4.375	\$ 250,000	\$ 249,216	\$ 250,788	4.50%	Yes	\$2,734.38
US Bank Investment Acct	FEDERAL AGENCY BOND/NOTE	3133EPMB8	Federal Farm Credit Bks-4.125	\$ 250,000	\$ 247,066	\$ 249,003	4.64%	Yes	\$5,156.25
US Bank Investment Acct	FEDERAL AGENCY BOND/NOTE	3133ENP79	Federal Farm Credit Bks-4.250	\$ 250,000	\$ 247,129	\$ 248,635	5.22%	Yes	\$5,312.50
US Bank Investment Acct	FEDERAL AGENCY BOND/NOTE	3132X0PY1	Federal Agri Mtg Corp M T N - 3132X0PY1 3.000 02/23/2027	\$ 250,000	\$ 238,316	\$ 241,903	4.40%	Yes	\$3,750.00
US Bank Investment Acct	FEDERAL AGENCY BOND/NOTE	3130AXQK7	FEDERAL HOME LOAN BANKS BOND	\$ 275,000	\$ 286,643	\$ 283,674	3.80%	Yes	\$0.00
			FEDERAL AGENCY BOND/NOTE	\$ 1,275,000	\$ 1,268,369	\$ 1,274,002			\$16,953.13
US Bank Investment Acct	U.S. Treasury Bond/Note/Bill	91282CBS9	U S Treasury Note - 91282CBS9 1.250 03/31/2028	\$ 280,000	\$ 246,082	\$ 251,082	4.08%	Yes	\$1,750.00
US Bank Investment Acct	U.S. Treasury Bond/Note/Bill	91282CGC9	U S Treasury Note - 91282CGC9 3.875 12/31/2027	\$ 250,000	\$ 247,609	\$ 249,590	4.11%	Yes	None-First interest payment posted in Jan 2024 due to Dec month end timing (hit on a Sunday)

US Bank Investment Acct	U.S. Treasury Bond/Note/Bill	91282CFM8	U S Treasury Note - 91282CFM8 4.125 09/30/2027	\$ 250,000	\$ 249,745	\$ 251,583	4.15%	Yes	\$5,156.25
US Bank Investment Acct	U.S. Treasury Bond/Note/Bill	912828YG9	U S Treasury Note - 912828YG9 1.625 09/30/2026	\$ 250,000	\$ 229,903	\$ 234,395	4.30%	Yes	\$2,031.25
US Bank Investment Acct	U.S. Treasury Bond/Note/Bill	91282CFK2	U.S. Treasury Note	\$ 250,000	\$ 244,038	\$ 246,318	4.65%	Yes	\$4,375.00
US Bank Investment Acct	U.S. Treasury Bond/Note/Bill	91282CED9	U.S. Treasury Note	\$ 260,000	\$ 246,538	\$ 251,235	4.96%	Yes	\$2,275.00
US Bank Investment Acct	U.S. Treasury Bond/Note/Bill	9128286Z8	U.S. Treasury Note	\$ 535,000	\$ 516,781	\$ 526,076	5.32%	Yes	\$0.00
US Bank Investment Acct	U.S. Treasury Bond/Note/Bill	91282CEG2	U.S. Treasury Note	\$ 520,000	\$ 508,497	\$ 516,121	5.32%	Yes	\$5,850.00
US Bank Investment Acct	U.S. Treasury Bond/Note/Bill	912797HF7	U.S. Treasury Note	\$ 578,000	\$ 563,075	\$ 569,671	5.32%	Yes	\$0.00
US Bank Investment Acct	U.S. Treasury Bond/Note/Bill	91282CCY5	U.S. Treasury Note	\$ 322,000	\$ 286,978	\$ 285,373	3.77%	Yes	\$0.00
US Bank Investment Acct	<b>U.S. Treasury Bond/Note/Bill</b>	<b>912797FV4</b>	<b>U.S. Treasury Note</b>	<b>532,000.00</b>	<b>519,097.40</b>	<b>***Matured investment***</b>	<b>5.320%</b>	<b>Yes</b>	<b>\$12,902.60</b>
US Bank Investment Acct	<b>U.S. Treasury Bond/Note/Bill</b>	<b>912796CS6</b>	<b>U.S. Treasury Note</b>	<b>526,000.00</b>	<b>519,577.54</b>	<b>***Matured investment***</b>	<b>5.20%</b>	<b>Yes</b>	<b>\$6,422.46</b>
			U.S. Treasury Bond/Note/Bill	\$ 4,553,000	\$ 4,377,922	\$ 4,439,443			\$40,762.56



# Quarterly Wastewater Investment Account Report

Requirements District Policy and State Code

- Table 1. Type of Investment
- Table 2. Institution/issuer
- Table 3. Date of Maturity (if applicable)
- Table 4. Amount of deposit or cost of the security, including par and dollar amount invested on all securities, investments, and moneys held by the District
- Table 5. Current market value of securities, with identification of the source of the valuation, for all securities held by the District as well as securities under the management of any outside party that is not also a local agency or the State of California Local Agency Investment Fund
- Table 6. Rate of Interest
- Staff Report 7. Statement of compliance with the Statement of Investment Policy or the manner in which the portfolio is not in compliance
- Staff Report 8. Statement of the District's ability to meet cash flow requirements, including any pool expenditure requirements, for the next six months, or an explanation as to why sufficient money may not be available
- Table 9. Accrued Interest (if applicable)
- Table 10. Description of any of the District's funds, investments, or programs that are under the management of contracted parties, including lending programs

Fund	Type of Investment	Issuer	Rating	Purchase Date	Cost at Purchase	Date of Maturity	Par Amount (Returned at maturity)	Current market value of securities (on Dec 31, 2023)	Rate of Interest	Description of any of the District's funds used	Total Expected Income and Gains at Maturity
Wastewater Reserve	U S TREASURY NOTE	U.S. Department of the Treasury	AAA (Moody's)	3/17/2022	198,474.18	02/29/2024	200,000.00	198,786.00	1.500%	Funds held in required amounts for the repayment of wastewater bonds. District intends to hold all Bills and Notes until maturity. Annual property tax receipts pay annual debt service on bonds.	7,379.08
Wastewater Reserve	U S TREASURY NOTE	U.S. Department of the Treasury	AAA (Moody's)	3/17/2022	194,670.40	01/15/2025	200,000.00	192,660.00	1.125%		11,694.24
Wastewater Reserve	U S TREASURY NOTE	U.S. Department of the Treasury	AAA (Moody's)	5/18/2022	124,413.43	08/31/2025	125,000.00	121,685.00	2.750%		11,879.88
Wastewater Reserve	U S TREASURY NOTE	U.S. Department of the Treasury	AAA (Moody's)	2/10/2022	198,344.60	02/15/2026	200,000.00	189,524.00	1.625%		14,690.73
Wastewater Reserve	U S TREASURY NOTE	U.S. Department of the Treasury	n/a	1/9/2023	108,645.59	07/31/2024	111,000.00	109,690.20	3.000%		7,548.49
Wastewater Reserve	U S TREASURY NOTE	U.S. Department of the Treasury	AAA (Moody's)	7/21/2023	111,459.94	08/31/2027	116,000.00	112,738.08	3.125%		19,443.93
Wastewater Reserve	U S TREASURY NOTE	U.S. Department of the Treasury	AAA (Moody's)	11/30/2023	99,638.55	07/31/2028	100,000.00	101,031.00	4.125%		19,607.71
<b>TOTAL:</b>					<b>\$ 1,035,646.69</b>		<b>\$ 1,052,000.00</b>	<b>\$ 1,026,114.28</b>			

**Other Assets within Wastewater Funds**

Redemption	Cash/Money Market							381,841.70		
Redemption	Accrued Income - per 12/31 Bank Statement							1,406.92		
Prepay	Cash/Money Market							7,454.50		
Prepay	Accrued Income - per 12/31 Bank Statement							31.42		
Reserve	Cash/Money Market							9,497.38		
Reserve	Accrued Income - per 12/31 Bank Statement							8,841.19		
<b>GRAND TOTAL:</b>								<b>\$ 1,435,187.39</b>		

Matured											
Fund	Type of Investment	Issuer	Rating	Purchase Date	Cost at Purchase	Date of Maturity	Par Amount	Current market value of securities	Rate of Interest	Description of any of the District's funds used	Total Expected Income and Gains at Maturity
Wastewater Reserve	U S TREASURY NOTE	U.S. Department of the Treasury	AAA (Moody's)	5/18/2022	99,482.79	11/30/2023	100,000.00		2.125%		2,718.10
Wastewater Redemption	U S TREASURY NOTE	U.S. Department of the Treasury	AAA (Moody's)	1/9/2023	177,990.24	08/31/2023	180,000.00		2.75%		5,168.46
Wastewater Redemption	U S TREASURY BILL	U.S. Department of the Treasury	n/a	3/2/2023	364,924.27	08/31/2023	374,000.00			Zero coupon Treasury Bill	9,075.73
Wastewater Reserve	U S TREASURY BILL	U.S. Department of the Treasury	n/a	1/9/2023	97,641.25	07/13/2023	100,000.00			Zero coupon Treasury Bill	2,358.75
Wastewater Redemption	U S TREASURY BILL	U.S. Department of the Treasury	N/A	2/10/2022	504,346.36	08/11/2022	506,000.00			Zero coupon, interest is calculated as discount in purchase price.	1,653.64
Wastewater Reserve	U S TREASURY BILL	U.S. Department of the Treasury	N/A	2/10/2022	199,346.39	08/11/2022	200,000.00			Zero coupon, interest is calculated as discount in purchase price.	653.61
<b>TOTAL:</b>					<b>\$ 1,443,731.30</b>		<b>\$ 1,460,000.00</b>				<b>21,628.29</b>

## Quarterly General Investment Account Report

Requirements District Policy and State Code

- Table 1. Type of Investment
- Table 2. CUSIP ID (unique number tied to a specific investment)
- Table 3. Institution/issuer
- Table 4. Date of Maturity (if applicable)
- Table 5. Amount of deposit or cost of the security, including par and dollar amount invested on all securities, investments, and moneys held by the District
- Table 6. Current market value of securities, with identification of the source of the valuation, for all securities held by the District as well as securities under the management of any outside party that is not also a local agency or the State of California Local Agency Investment Fund
- Table 7. YTM (Yield to Maturity)
- Staff Report 8. Statement of compliance with the Statement of Investment Policy or the manner in which the portfolio is not in compliance
- Staff Report 9. Statement of the District's ability to meet cash flow requirements, including any pool expenditure requirements, for the next six months, or an explanation as to why sufficient money may not be available
- Table 10. Accrued Interest (if applicable)
- Table 11. Description of any of the District's funds, investments, or programs that are under the management of contracted parties, including lending programs

Fund	Type of Investment	CUSIP ID	Issuer	Rating	Purchase Date	Cost at Purchase	Date of Maturity	Par Amount (Returned at maturity)	Current market value of securities (on Dec 31, 2023)	YTM (Yield to Maturity)	Total Expected Income and Gains at Maturity
Investment Acct.	CERTIFICATE OF DEPOSIT	61690DAZ1	MORGAN STANLEY BANK	NR	7/5/23	\$ 244,000	7/5/28	\$ 244,000	\$ 242,714	0.0440	\$ 53,738.83
Investment Acct.	CERTIFICATE OF DEPOSIT	2546736B7	DISCOVER BANK	NR	7/6/23	\$ 244,000	7/6/27	\$ 244,000	\$ 241,560	0.0450	\$ 43,950.08
Investment Acct.	CERTIFICATE OF DEPOSIT	95763PPD7	WESTERN ALLIANCE BANK	NR	7/7/23	\$ 244,000	1/7/25	\$ 244,000	\$ 244,120	0.0525	\$ 19,302.74
Investment Acct.	CERTIFICATE OF DEPOSIT	25844MBG2	DORT FINANCIAL CU	NR	7/11/23	\$ 247,000	7/12/27	\$ 247,000	\$ 247,425	0.0485	\$ 47,983.64
Investment Acct.	CERTIFICATE OF DEPOSIT	20825WCA6	CONNEXUS CU	NR	7/12/23	\$ 248,000	7/13/26	\$ 248,000	\$ 248,913	0.0500	\$ 37,267.95
Investment Acct.	CERTIFICATE OF DEPOSIT	903572GH2	UINTA BANK	NR	7/12/23	\$ 248,000	1/12/27	\$ 248,000	\$ 245,580	0.0455	\$ 39,571.29
Investment Acct.	CERTIFICATE OF DEPOSIT	33715LFQ8	FIRST TECHNOLOGY FCU	AA+	7/14/23	\$ 248,000	7/14/25	\$ 248,000	\$ 249,275	0.0530	\$ 26,324.01
Investment Acct.	CERTIFICATE OF DEPOSIT	35907XFG7	FRONTIER BANK	NR	7/14/23	\$ 248,000	7/14/26	\$ 248,000	\$ 247,134	0.0470	\$ 34,999.93
Investment Acct.	CERTIFICATE OF DEPOSIT	53052LAW9	LIBERTY FCU	NR	7/14/23	\$ 248,000	7/14/25	\$ 248,000	\$ 249,287	0.0530	\$ 26,324.01

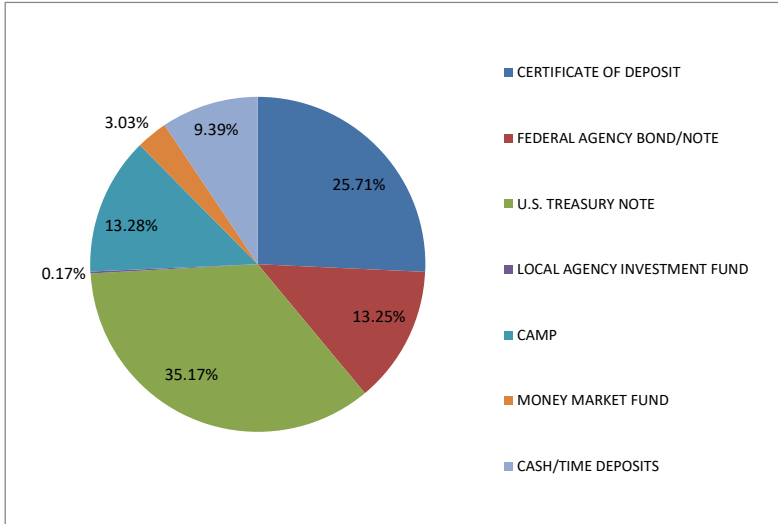
Investment Acct.	CERTIFICATE OF DEPOSIT	91739JAA3	UTAH FIRST FCU	NR	7/14/23	\$ 248,000	7/14/28	\$ 248,000	\$ 256,420	0.0475	\$ 58,964.55
			<b>CERTIFICATE OF DEPOSIT</b>			<b>\$ 2,467,000</b>		<b>\$ 2,467,000</b>	<b>\$ 2,472,427</b>		<b>\$ 388,427.03</b>
Investment Acct.	FEDERAL AGENCY BOND/NOTE	3133EPNV3	Federal Farm Credit Bks-4.375	AA+	7/3/23	\$ 249,216	3/30/26	\$ 250,000	\$ 250,788	0.0450	\$ 30,756.02
Investment Acct.	FEDERAL AGENCY BOND/NOTE	3133EPMB8	Federal Farm Credit Bks-4.125	AA+	7/3/23	\$ 247,066	12/8/25	\$ 250,000	\$ 249,003	0.0464	\$ 27,921.52
Investment Acct.	FEDERAL AGENCY BOND/NOTE	3133ENP79	Federal Farm Credit Bks-4.250	AA+	7/3/23	\$ 247,129	9/26/24	\$ 250,000	\$ 248,635	0.0522	\$ 15,939.59
Investment Acct.	FEDERAL AGENCY BOND/NOTE	3132X0PY1	Federal Agri Mtg Corp MTN 3.000	AA+	6/30/23	\$ 238,316	2/23/27	\$ 250,000	\$ 241,903	0.0440	\$ 38,323.78
Investment Acct.	FEDERAL AGENCY BOND/NOTE	3130AXQK7	FEDERAL HOME LOAN BANKS BOND	AA+	12/29/23	\$ 286,643	12/8/2028	\$ 275,000	\$ 283,674	0.0380	\$ 53,895.17
			<b>FEDERAL AGENCY BOND/NOTE</b>			<b>\$ 1,268,369</b>		<b>\$ 1,275,000</b>	<b>\$ 1,274,002</b>		<b>\$ 166,836.07</b>
Investment Acct.	Money Market Fund	USBLP3	US BANK LIQUIDITY PLUS CLASS Y	NR	N/A	\$ 291,692		\$ 291,692	\$ 291,692	N/A	<b>VARIES</b>
			<b>U.S. Bank Custodial Cash Account</b>			<b>\$ 291,692</b>		<b>\$ 291,692</b>	<b>\$ 291,692</b>		<b>VARIES</b>
Investment Acct.	U.S. Treasury Bond/Note/Bill	91282CBS9	U.S. Treasury Note	AAA	6/30/23	\$ 246,082	3/31/28	\$ 280,000	\$ 251,082	0.0408	\$ 47,752.68
Investment Acct.	U.S. Treasury Bond/Note/Bill	91282CGC9	U.S. Treasury Note	AAA	6/30/23	\$ 247,609	12/31/27	\$ 250,000	\$ 249,590	0.0411	\$ 45,864.92
Investment Acct.	U.S. Treasury Bond/Note/Bill	91282CFM8	U.S. Treasury Note	NR	6/30/23	\$ 249,745	9/30/27	\$ 250,000	\$ 251,583	0.0415	\$ 44,098.51
Investment Acct.	U.S. Treasury Bond/Note/Bill	912828YG9	U.S. Treasury Note	AAA	6/30/23	\$ 229,903	9/30/26	\$ 250,000	\$ 234,395	0.0430	\$ 32,176.34
Investment Acct.	U.S. Treasury Bond/Note/Bill	91282CFK2	U.S. Treasury Note	AAA	7/3/23	\$ 244,038	9/15/25	\$ 250,000	\$ 246,318	0.0465	\$ 25,027.29
Investment Acct.	U.S. Treasury Bond/Note/Bill	91282CED9	U.S. Treasury Note	AAA	7/3/23	\$ 246,538	3/15/25	\$ 260,000	\$ 251,235	0.0496	\$ 20,804.81
Investment Acct.	U.S. Treasury Bond/Note/Bill	9128286Z8	U.S. Treasury Note	AAA	7/3/23	\$ 516,781	6/30/24	\$ 535,000	\$ 526,076	0.0532	\$ 27,342.11

Investment Acct.	U.S. Treasury Bond/Note/Bill	91282CEG2	U.S. Treasury Note	AAA	7/3/23	\$ 508,497	3/31/24	\$ 520,000	\$ 516,121	0.0532	\$ 20,159.34
Investment Acct.	U.S. Treasury Bond/Note/Bill	912797HF7	U.S. Treasury Note	NR	10/16/23	\$ 563,075	4/11/24	\$ 578,000	\$ 569,671	0.0532	\$ 14,608.48
Investment Acct.	U.S. Treasury Bond/Note/Bill	91282CCY5	U.S. Treasury Note	AAA	12/29/23	\$ 286,978	9/30/2028	\$ 322,000	\$ 285,373	0.0377	\$ 51,486.92
			<b>U.S. Treasury Bond/Note/Bill</b>			<b>\$ 3,339,247</b>		<b>\$ 3,495,000</b>	<b>\$ 3,381,443</b>		<b>\$ 329,321.40</b>
			<b>Custodial Account Subtotals</b>			<b>\$ 7,366,308</b>		<b>\$ 7,528,692</b>	<b>\$ 7,419,563</b>		<b>\$ 884,584.50</b>
Investment Acct.	JPA	N/A	CAMP		N/A	\$ 1,276,558		\$ 1,276,558	\$ 1,276,558	<b>VARIES</b>	<b>VARIES</b>
Investment Acct.	LAIF	N/A	LOCAL AGENCY INVESTMENT FUND		N/A	\$ 16,358		\$ 16,358	\$ 16,358	<b>VARIES</b>	<b>VARIES</b>
			<b>POOLED INVESTMENTS</b>			<b>\$ 1,292,916</b>		<b>\$ 1,292,916</b>	<b>\$ 1,292,916</b>		
			<b>ALL INVESTMENTS</b>			<b>\$ 8,659,224</b>		<b>\$ 8,821,608</b>	<b>\$ 8,712,479</b>		

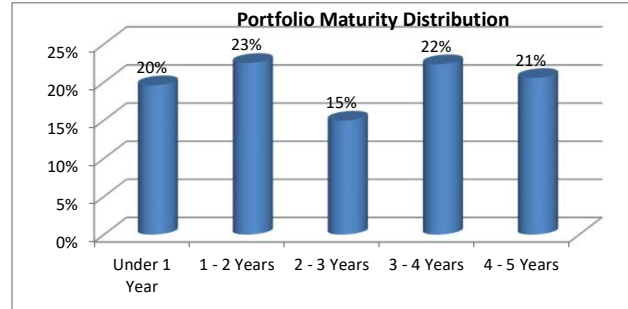
<b>Matured</b>											
Investment Acct.	U.S. Treasury Bond/Note/Bill	912797FV4	U.S. Treasury Note	<b>***Matured Investment!***</b>	7/3/23	519,097.40	12/21/2023	532,000.00	N/A	0.0532	\$ 12,937.90
Investment Acct.	U.S. Treasury Bond/Note/Bill	912796CS6	U.S. Treasury Note	<b>***Matured Investment!***</b>	7/3/23	519,577.54	09/28/2023	526,000.00	N/A	0.0520	\$ 6,439.91
											<b>\$ 19,377.81</b>

**Los Osos Community Services District  
Investment Report for the Quarter Ended December 31, 2023**

**Portfolio Summary and Key Statistics**



Portfolio Key Statistics	
PAR Value	\$ 9,779,276
Book Value (COST)	\$ 9,616,891
Market Value	\$ 9,670,146
Weighted Average Maturity (in years)	<b>2.53</b>
Weighted Yield to Maturity	<b>4.70%</b>



Excludes Pooled Investments and U.S. Bank Custodial Cash Account

**% of Portfolio by Investment Type**

Investment Type	% Held
CERTIFICATE OF DEPOSIT	25.71%
FEDERAL AGENCY BOND/NOTE	13.25%
U.S. TREASURY NOTE	35.17%
LOCAL AGENCY INVESTMENT FUND	0.17%
CAMP	13.28%
MONEY MARKET FUND	3.03%
CASH/TIME DEPOSITS	9.39%
<b>ALL INVESTMENTS</b>	<b>100.00%</b>

**U.S. Treasury Yields - Quarterly Comparison**

Maturity	Dec 2023	Sept 2023	Change
3-Month	5.40%	5.55%	-0.15%
1-Year	4.79%	5.46%	-0.67%
2-Year	4.23%	5.03%	-0.80%
3-Year	4.01%	4.80%	-0.79%
5-Year	3.84%	4.60%	-0.76%
10-Year	3.88%	4.59%	-0.71%

**2-Year U.S. Treasury Yield - Historical Data**

Dec 2023	Dec 2022	Dec 2021	Dec 2020
4.23%	4.41%	0.73%	0.13%

Portfolio Maturity	PAR Maturing	% Maturing
Under 1 Year	\$ 1,305,000	20%
1 - 2 Years	\$ 1,500,000	23%
2 - 3 Years	\$ 996,000	15%
3 - 4 Years	\$ 1,489,000	22%
4 - 5 Years	\$ 1,369,000	21%
<b>Total</b>	<b>\$ 6,659,000</b>	<b>100%</b>

Interest Earnings	FY2023	FY2024	Change
Oct		\$ 33,801	\$ -
Nov		\$ 33,871	\$ -
Dec		\$ 35,206	\$ -
<b>Total for Quarter</b>	<b>\$ -</b>	<b>\$ 102,879</b>	<b>\$ -</b>

Note: Interest Earnings figures do not include capital gains or losses

**Summary of Cash and Investments as of December 31, 2023**  
**Los Osos CSD**

<b>Investment Type</b>	<b>Par Value</b>	<b>Market Value</b>	<b>Book Value</b>	<b>% of Portfolio</b>
<b>Managed Investment Portfolio</b>				
U.S. Bank Custodial Cash Account	291,692	291,692	291,692	2.64%
U.S. Treasury Bond/Note	3,495,000	3,381,443	3,339,247	30.21%
Federal Agency Bond/Note	1,275,000	1,274,002	1,268,369	11.48%
Certificate of Deposit	2,467,000	2,472,427	2,467,000	22.32%
<b>Managed Investment Portfolio Subtotal</b>	<b>7,528,692</b>	<b>7,419,563</b>	<b>7,366,308</b>	<b>66.65%</b>
<b>Pooled Investments</b>				
State of CA Local Agency Investment Fund	16,358	16,358	16,358	0.15%
CAMP	1,276,558	1,276,558	1,276,558	11.55%
<b>Pooled Investments Subtotal</b>	<b>1,292,916</b>	<b>1,292,916</b>	<b>1,292,916</b>	<b>11.70%</b>
<b>Cash/Time Deposits</b>	902,448	902,448	902,448	8.17%
<b>Accrued Interest</b>	55,220	55,220	55,220	
<b>Total Cash &amp; Investments Held by the District</b>	<b>9,779,276</b>	<b>9,670,146</b>	<b>9,616,891</b>	<b>87.01%</b>
<b>Held by Bank Trustee/Fiduciary Funds (1)</b>				
Investment Agreements	0	0	0	0.00%
Cash with Fiscal Agents	1,435,187	1,435,187	1,435,187	12.99%
Restricted Cash	0	0	0	0.00%
U.S. Government	0	0	0	0.00%
<b>Total Held by Bank Trustee/Fiduciary Funds</b>	<b>\$1,435,187</b>	<b>\$1,435,187</b>	<b>\$1,435,187</b>	<b>12.99%</b>
<b>Total Portfolio</b>	<b>\$ 11,214,463</b>	<b>\$ 11,105,334</b>	<b>\$ 11,052,079</b>	<b>100.00%</b>

Notes:

1. Reflects bond proceeds and tax levy revenues held by trustee in accordance with bond covenants.
2. Par value is the principal amount of the investment on maturity.
3. Market values contained herein are received from sources we believe are reliable, however we do not guarantee their accuracy.
4. Book value is par value of the security plus or minus any premium or discount on the security.

California State Treasurer  
**Fiona Ma, CPA**



Local Agency Investment Fund  
P.O. Box 942809  
Sacramento, CA 94209-0001  
(916) 653-3001

January 02, 2024

[LAIF Home](#)  
[PMIA Average Monthly Yields](#)

---

LOS OSOS COMMUNITY SERVICES DISTRICT

GENERAL MANAGER  
P.O. BOX 6064  
LOS OSOS, CA 93412

[Tran Type Definitions](#)

//

**Account Number:**

December 2023 Statement




**Account Summary**

Total Deposit:	0.00	Beginning Balance:	16,358.27
Total Withdrawal:	0.00	Ending Balance:	16,358.27

**RETURN SERVICE REQUESTED**

LOS OSOS COMMUNITY SERVICES DISTRICT  
BANKRUPTCY CASE NO 06-10548-RR  
BY LOS OSOS CSD DEBTOR-IN-POSSESSION  
PO BOX 6064  
LOS OSOS CA 93412-6064

**Managing Your Accounts**

-  Client Services 800.797.6324
-  Online [www.mechanicsbank.com](http://www.mechanicsbank.com)
-  Mobile Download Our Mobile Apps

**WAIT BEFORE YOU WIRE**

Protecting your assets and finances from wire fraud is crucial as a business owner



Check out our blog 'The Long Weekend' to learn what you should do at [www.MechanicsBank.com/Insights](http://www.MechanicsBank.com/Insights)

**WATCH OUT FOR TECH SUPPORT SCAMS**

Scammers pose as technology support representatives and offer to fix non-existent computer or technology issues. Learn how to spot this scam at [www.MechanicsBank.com/Security](http://www.MechanicsBank.com/Security).

**Summary of Accounts**

Account Type	Account Number	Ending Balance
PUBLIC CHECKING		\$102,793.69



# Sign up with Paychex today

Receive one year of complimentary digital W-2s<sup>1</sup>

Discover why over a half a million businesses trust Paychex — the industry leader — for their payroll processing.



1) Available to new Paychex payroll customers only. First payroll must process before February 29, 2024 to qualify. See banker for important information.  
© 2023 Paychex, Inc. All Rights Reserved.

## **PUBLIC CHECKING-XXXXXXXX**

### Account Summary

Date	Description	Amount
12/01/2023	Beginning Balance	\$102,793.69
	0 Credit(s) This Period	\$0.00
	0 Debit(s) This Period	\$0.00
12/29/2023	Ending Balance	\$102,793.69




### Overdraft and Returned Item Fees

	Total for this period	Total year-to-date
Total Overdraft Fees	\$0.00	\$0.00
Total Returned Item Fees	\$0.00	\$0.00

RETURN SERVICE REQUESTED

LOS OSOS COMMUNITY SERVICES DISTRICT  
PO BOX 6064  
LOS OSOS CA 93412-6064

**Managing Your Accounts**

-  Client Services 800.797.6324
-  Online [www.mechanicsbank.com](http://www.mechanicsbank.com)
-  Mobile Download Our Mobile Apps

**WAIT BEFORE YOU WIRE**

Protecting your assets and finances from wire fraud is crucial as a business owner



Check out our blog 'The Long Weekend' to learn what you should do at [www.MechanicsBank.com/Insights](http://www.MechanicsBank.com/Insights)

**WATCH OUT FOR TECH SUPPORT SCAMS**

Scammers pose as technology support representatives and offer to fix non-existent computer or technology issues. Learn how to spot this scam at [www.MechanicsBank.com/Security](http://www.MechanicsBank.com/Security).

**Summary of Accounts**

Account Type	Account Number	Ending Balance
PUBLIC CHECKING		\$364,365.10

# Sign up with Paychex today

Receive one year of complimentary digital W-2s<sup>1</sup>

Discover why over a half a million businesses trust Paychex  
— the industry leader — for their payroll processing.



1) Available to new Paychex payroll customers only. First payroll must process before February 29, 2024 to qualify. See banker for important information.  
© 2023 Paychex, Inc. All Rights Reserved.



## PUBLIC CHECKING-XXXXXXXX

### Account Summary

Date	Description	Amount
12/01/2023	<b>Beginning Balance</b>	<b>\$294,885.22</b>
	125 Credit(s) This Period	\$449,051.48
	70 Debit(s) This Period	\$379,571.60
12/29/2023	<b>Ending Balance</b>	<b>\$364,365.10</b>

### Deposits

Date	Description	Amount
12/01/2023	DEPOSIT # 32208	\$1,866.96
12/06/2023	DEPOSIT # 32211	\$479.15
12/12/2023	DEPOSIT # 32184	\$50.00
12/12/2023	DEPOSIT # 32213	\$120.00
12/12/2023	DEPOSIT # 32212	\$220.00
12/12/2023	DEPOSIT # 32214	\$725.00
12/14/2023	DEPOSIT # 32185	\$16.50
12/14/2023	DEPOSIT # 32187	\$16.50
12/14/2023	DEPOSIT # 32188	\$16.50
12/14/2023	DEPOSIT # 32186	\$350.00
12/14/2023	DEPOSIT # 32215	\$667.08
12/15/2023	DEPOSIT # 32216	\$690.00
12/22/2023	DEPOSIT # 32228	\$11.00
12/22/2023	DEPOSIT # 32227	\$11.00
12/22/2023	DEPOSIT # 32217	\$30.00
12/22/2023	DEPOSIT # 32219	\$150.00
12/22/2023	DEPOSIT # 32218	\$265.00
12/22/2023	DEPOSIT # 32221	\$360.00

### Electronic Credits

Date	Description	Amount
12/01/2023	TRANSFER PAYMENTUS LOCSO UTILITY PAYMENT	\$283.25
12/01/2023	BANKCARD MTOT DEP 510159341150076	\$846.23
12/01/2023	CHECKFREE LOS OSOS C 8888006456	\$1,617.00
12/01/2023	VENDOR PAY COUNTY OF SAN LU RMR* OI* 20231019* * 5171.00* 5171.00* 0.00\	\$5,171.00
12/04/2023	BANKCARD MTOT DEP 510159341150076	\$158.35
12/04/2023	METAVANTE CORP BILL PAYMT 04740	\$185.63
12/04/2023	BANKCARD MTOT DEP 510159341150076	\$337.50
12/04/2023	BANKCARD MTOT DEP 510159341150076	\$831.59
12/04/2023	CHECKFREE LOS OSOS C 8888006456	\$2,451.02
12/04/2023	Remote Deposit	\$18,504.31

**PUBLIC CHECKING-XXXXXXXX (continued)**
**Electronic Credits (continued)**

Date	Description	Amount
12/05/2023	TRANSFER PAYMENTUS LOCSD UTILITY PAYMENT	\$93.35
12/05/2023	METAVANTE CORP BILL PAYMT 00729	\$99.05
12/05/2023	TRANSFER PAYMENTUS LOCSD UTILITY PAYMENT	\$174.35
12/05/2023	BANKCARD MTOT DEP 510159341150076	\$569.57
12/05/2023	COUNTY OF SAN LU VENDOR PAY	\$641.05
12/05/2023	CHECKFREE LOS OSOS C 8888006456	\$2,964.33
12/05/2023	Remote Deposit	\$50.00
12/05/2023	Remote Deposit	\$8,686.04
12/06/2023	TRANSFER PAYMENTUS LOCSD UTILITY PAYMENT	\$160.00
12/06/2023	METAVANTE CORP BILL PAYMT 00755	\$352.35
12/06/2023	BANKCARD MTOT DEP 510159341150076	\$415.30
12/06/2023	CHECKFREE LOS OSOS C 8888006456	\$1,161.05
12/06/2023	Remote Deposit	\$10,280.15
12/07/2023	TRANSFER PAYMENTUS LOCSD UTILITY PAYMENT	\$100.00
12/07/2023	BANKCARD MTOT DEP 510159341150076	\$441.50
12/07/2023	LOS OSOS COMMUNI LOCSD XXXXX2036	\$565.27
12/07/2023	CHECKFREE LOS OSOS C 8888006456	\$676.90
12/07/2023	Remote Deposit	\$7,259.92
12/08/2023	TRANSFER PAYMENTUS LOCSD UTILITY PAYMENT	\$50.00
12/08/2023	BANKCARD MTOT DEP 510159341150076	\$748.40
12/08/2023	CHECKFREE LOS OSOS C 8888006456	\$1,290.71
12/08/2023	VENDOR PAY COUNTY OF SAN LU RMR* OI* TCFY24OCTME* * 166436.61* 166436.61* 0.00\	\$166,436.61
12/08/2023	Remote Deposit	\$9,902.15
12/11/2023	BANKCARD MTOT DEP 510159341150076	\$74.00
12/11/2023	TRANSFER PAYMENTUS LOCSD UTILITY PAYMENT	\$86.90
12/11/2023	METAVANTE CORP BILL PAYMT 00472	\$179.00
12/11/2023	BANKCARD MTOT DEP 510159341150076	\$670.88
12/11/2023	BANKCARD MTOT DEP 510159341150076	\$1,000.23
12/11/2023	CHECKFREE LOS OSOS C 8888006456	\$1,676.35
12/11/2023	Remote Deposit	\$5,448.41
12/12/2023	METAVANTE CORP BILL PAYMT 01144	\$23.28
12/12/2023	TRANSFER PAYMENTUS LOCSD UTILITY PAYMENT	\$234.25
12/12/2023	BANKCARD MTOT DEP 510159341150076	\$495.55
12/12/2023	CHECKFREE LOS OSOS C 8888006456	\$976.20
12/12/2023	Remote Deposit	\$5,099.12
12/12/2023	Remote Deposit	\$21,365.57
12/13/2023	METAVANTE CORP BILL PAYMT 00160	\$250.75
12/13/2023	BANKCARD MTOT DEP 510159341150076	\$1,386.15
12/13/2023	CHECKFREE LOS OSOS C 8888006456	\$1,613.95
12/13/2023	Remote Deposit	\$4,946.66
12/14/2023	METAVANTE CORP BILL PAYMT 05716	\$139.85
12/14/2023	TRANSFER PAYMENTUS LOCSD UTILITY PAYMENT	\$360.15
12/14/2023	CHECKFREE LOS OSOS C 8888006456	\$698.28
12/14/2023	BANKCARD MTOT DEP 510159341150076	\$981.96
12/14/2023	Remote Deposit	\$5,164.19
12/15/2023	METAVANTE CORP BILL PAYMT 04689	\$148.25
12/15/2023	BANKCARD MTOT DEP 510159341150076	\$751.75
12/15/2023	CHECKFREE LOS OSOS C 8888006456	\$1,918.92
12/15/2023	Remote Deposit	\$5,582.16
12/18/2023	BANKCARD MTOT DEP 510159341150076	\$283.40
12/18/2023	BANKCARD MTOT DEP 510159341150076	\$416.74
12/18/2023	CHECKFREE LOS OSOS C 8888006456	\$537.05
12/18/2023	TRANSFER PAYMENTUS LOCSD UTILITY PAYMENT	\$608.82
12/18/2023	BANKCARD MTOT DEP 510159341150076	\$1,486.58
12/18/2023	LOCSD LOCSD BILL XXXXX4518	\$7,676.10
12/18/2023	LOCSD LOCSD BILL XXXXX4518	\$9,021.70
12/18/2023	LOCSD LOCSD BILL XXXXX4518	\$9,810.90

**PUBLIC CHECKING-XXXXXXXX (continued)**
**Electronic Credits (continued)**

Date	Description	Amount
12/18/2023	LOCS D LOCS D BILL XXXXX4518	\$15,497.45
12/18/2023	LOCS D LOCS D BILL XXXXX4518	\$18,771.40
12/18/2023	Remote Deposit	\$3,160.82
12/18/2023	Remote Deposit	\$5,196.62
12/19/2023	LOS OSOS COMMUNI LOCS D XXXXX2036	\$74.00
12/19/2023	CHECKFREE LOS OSOS C 8888006456	\$155.90
12/19/2023	TRANSFER PAYMENTUS LOCS D UTILITY PAYMENT	\$200.00
12/19/2023	TRANSFER PAYMENTUS LOCS D UTILITY PAYMENT	\$262.12
12/19/2023	TRANSFER PAYMENTUS LOCS D UTILITY PAYMENT	\$938.16
12/19/2023	BANKCARD MTOT DEP 510159341150076	\$1,041.43
12/19/2023	Remote Deposit	\$2,387.23
12/20/2023	CHECKFREE LOS OSOS C 8888006456	\$276.46
12/20/2023	BANKCARD BTOT DEP 510159341150076	\$384.57
12/20/2023	TRANSFER PAYMENTUS LOCS D UTILITY PAYMENT	\$397.55
12/20/2023	Remote Deposit	\$527.13
12/21/2023	BANKCARD MTOT DEP 510159341150076	\$144.60
12/21/2023	Remote Deposit	\$579.33
12/22/2023	METAVANTE CORP BILL PAYMT 03933	\$139.85
12/22/2023	TRANSFER PAYMENTUS LOCS D UTILITY PAYMENT	\$264.55
12/22/2023	CHECKFREE LOS OSOS C 8888006456	\$1,242.00
12/22/2023	BANKCARD MTOT DEP 510159341150076	\$2,082.82
12/22/2023	VENDOR PAY COUNTY OF SAN LU RMR* OI* CALFIREREFUND* * 41362.98* 41362.98* 0.00\	\$41,362.98
12/22/2023	Remote Deposit	\$722.33
12/26/2023	BANKCARD BTOT DEP 510159341150076	\$99.80
12/26/2023	METAVANTE CORP BILL PAYMT 02597	\$271.30
12/26/2023	BANKCARD MTOT DEP 510159341150076	\$375.63
12/26/2023	CHECKFREE LOS OSOS C 8888006456	\$981.28
12/26/2023	BANKCARD MTOT DEP 510159341150076	\$2,096.84
12/27/2023	TRANSFER PAYMENTUS LOCS D UTILITY PAYMENT	\$126.12
12/27/2023	CHECKFREE LOS OSOS C 8888006456	\$179.00
12/27/2023	TRANSFER PAYMENTUS LOCS D UTILITY PAYMENT	\$200.00
12/27/2023	BANKCARD MTOT DEP 510159341150076	\$399.00
12/27/2023	Remote Deposit	\$4,669.32
12/28/2023	CHECKFREE LOS OSOS C 8888006456	\$219.45
12/28/2023	BANKCARD MTOT DEP 510159341150076	\$279.70
12/28/2023	Remote Deposit	\$218.00
12/29/2023	METAVANTE CORP BILL PAYMT 00234	\$80.00
12/29/2023	BANKCARD BTOT DEP 510159341150076	\$139.85
12/29/2023	CHECKFREE LOS OSOS C 8888006456	\$592.59
12/29/2023	Remote Deposit	\$1,651.63

**Electronic Debits**

Date	Description	Amount
12/04/2023	ALLIED DELTA BILLPAY B2333558341802	\$782.47
12/05/2023	OFCDEPOT ECHECK WEB PAY OfficeDepot	\$142.45
12/05/2023	OFCDEPOT ECHECK WEB PAY OfficeDepot	\$165.05
12/05/2023	MINER S ACE HARD 8054890158 M120149993536	\$171.59
12/05/2023	THE MCCLATCHY CO 267162 305-740-8440	\$506.80
12/05/2023	MINER S ACE HARD 8054890158 M120149986823	\$753.06
12/07/2023	LOS OSOS COMMUNI OptimizedI 121102036	\$875.62
12/07/2023	CARDMEMBER SERV WEB PYMT ***** 1514	\$4,825.66
12/08/2023	LOS OSOS COMMUNI Coverall 121102036	\$271.00
12/12/2023	CalPERS UAL	\$10,978.84
12/12/2023	12.15.23 Payroll	\$48,703.81
12/14/2023	Pitney Bowes DIRECT DEB PBLessing	\$168.66
12/14/2023	AFLAC COLUMBUS ACHPMT 68894776	\$354.44
12/18/2023	HUMANA, INC. INS PYMT 278135781001278	\$280.00

**PUBLIC CHECKING-XXXXXXXX (continued)**
**Electronic Debits (continued)**

Date	Description	Amount
12/19/2023	Medical Pers	\$6,959.99
12/20/2023	PREPAYMNT * LINCOLN NATLIFE 91000011138098	\$936.27
12/21/2023	Your Answering S Your Answe ST-C1N4W1S2V0C4	\$116.86
12/21/2023	EDI/ACH VISION SERVICE P RMR* IV* XXXXXX5043* * 189.82\	\$189.82
12/26/2023	EDI PYMNTS Golden State Wat NTE* OBI* {"accountId":"XXXXXXXX0000"}\	\$255.67
12/27/2023	ACH & Checks	\$30,357.64
12/28/2023	Payroll Transfer 2	\$15,990.96
12/28/2023	LOS OSOS COMMUNI SWCA184108 121102036	\$219.50
12/29/2023	SO CAL GAS PAID SCGC 1735158010	\$14.30
12/29/2023	SO CAL GAS PAID SCGC 1714158018	\$31.24
12/29/2023	SO CAL GAS PAID SCGC 0501172047	\$40.47
12/29/2023	Pitney Purchase DIRECT DEB PBPurchasPwr	\$150.00
12/29/2023	SO CAL GAS PAID SCGC 1494152227	\$172.94
12/29/2023	WELLS FARGO BANK EFT DEBIT 000000014704899	\$427.94
12/29/2023	LOS OSOS COMMUNI NBS GFG 121102036	\$3,098.41
12/29/2023	PGANDE WEB ONLINE 77322042122823	\$12,105.95

**Other Debits**

Date	Description	Amount
12/07/2023	Charge Back Item Check 10031	\$86.90
12/11/2023	Analysis Charges November 2023	\$610.53
12/20/2023	ACH RETURN ACCOUNT CLOSED	\$148.25
12/21/2023	ACH RETURN PAYMENT STOPPED	\$123.05

**Checks Cleared**

Check Nbr	Date	Amount	Check Nbr	Date	Amount	Check Nbr	Date	Amount
32359	12/06/2023	\$3,400.00	32386	12/05/2023	\$1,629.00	32398	12/14/2023	\$440.00
32375*	12/07/2023	\$1,121.19	32387	12/04/2023	\$3,300.00	32399	12/11/2023	\$90.09
32376	12/04/2023	\$200.00	32388	12/12/2023	\$2,060.36	32400	12/18/2023	\$1,081.02
32377	12/07/2023	\$186.98	32389	12/12/2023	\$271.00	32401	12/13/2023	\$11,767.50
32378	12/04/2023	\$1,503.05	32390	12/13/2023	\$375.00	32402	12/19/2023	\$16,129.70
32379	12/07/2023	\$6,737.31	32391	12/11/2023	\$268.13	32404*	12/26/2023	\$2,000.00
32380	12/05/2023	\$2,718.11	32392	12/12/2023	\$1,224.98	32405	12/21/2023	\$35.00
32381	12/13/2023	\$35.00	32393	12/15/2023	\$510.00	32406	12/20/2023	\$215.15
32382	12/11/2023	\$3,417.00	32394	12/12/2023	\$40.61	32407	12/18/2023	\$10,000.00
32383	12/07/2023	\$210.00	32395	12/12/2023	\$5,590.00	32408	12/19/2023	\$707.20
32384	12/11/2023	\$215.15	32396	12/19/2023	\$148,428.00	32409	12/19/2023	\$4,912.00
32385	12/06/2023	\$7,067.00	32397	12/11/2023	\$640.00	32410	12/20/2023	\$29.93

\* Indicates skipped check number

**Daily Balances**

Date	Amount	Date	Amount	Date	Amount
12/01/2023	\$304,669.66	12/12/2023	\$468,416.26	12/21/2023	\$370,009.08
12/04/2023	\$321,352.54	12/13/2023	\$464,436.27	12/22/2023	\$416,650.61
12/05/2023	\$328,544.22	12/14/2023	\$471,884.18	12/26/2023	\$418,219.79
12/06/2023	\$330,925.22	12/15/2023	\$480,465.26	12/27/2023	\$393,435.59
12/07/2023	\$325,925.15	12/18/2023	\$541,571.82	12/28/2023	\$377,942.28
12/08/2023	\$504,082.02	12/19/2023	\$369,493.77	12/29/2023	\$364,365.10
12/11/2023	\$507,976.89	12/20/2023	\$369,749.88		

**PUBLIC CHECKING-XXXXXXXX (continued)**

---




**Overdraft and Returned Item Fees**

	<b>Total for this period</b>	<b>Total year-to-date</b>
<b>Total Overdraft Fees</b>	\$0.00	\$0.00
<b>Total Returned Item Fees</b>	\$0.00	\$0.00

RETURN SERVICE REQUESTED

LOS OSOS COMMUNITY SERVICES DISTRICT  
PAYROLL ACCOUNT  
PO BOX 6064  
LOS OSOS CA 93412-6064

**Managing Your Accounts**

-  Client Services 800.797.6324
-  Online [www.mechanicsbank.com](http://www.mechanicsbank.com)
-  Mobile Download Our Mobile Apps

## WAIT BEFORE YOU WIRE

Protecting your assets and finances from wire fraud is crucial as a business owner

Check out our blog 'The Long Weekend' to learn what you should do at [www.MechanicsBank.com/Insights](http://www.MechanicsBank.com/Insights)



### WATCH OUT FOR TECH SUPPORT SCAMS

Scammers pose as technology support representatives and offer to fix non-existent computer or technology issues. Learn how to spot this scam at [www.MechanicsBank.com/Security](http://www.MechanicsBank.com/Security).

### Summary of Accounts

Account Type	Account Number	Ending Balance
PUBLIC CHECKING		\$19,713.11



# Sign up with Paychex today

Receive one year of complimentary digital W-2s<sup>1</sup>

Discover why over a half a million businesses trust Paychex — the industry leader — for their payroll processing.



1) Available to new Paychex payroll customers only. First payroll must process before February 29, 2024 to qualify. See banker for important information.  
© 2023 Paychex, Inc. All Rights Reserved.



## PUBLIC CHECKING-XXXXXXX

### Account Summary

Date	Description	Amount
12/01/2023	<b>Beginning Balance</b>	<b>\$54,982.34</b>
	5 Credit(s) This Period	\$112,991.24
	27 Debit(s) This Period	\$148,260.47
12/29/2023	<b>Ending Balance</b>	<b>\$19,713.11</b>

### Electronic Credits

Date	Description	Amount
12/12/2023	CalPERS UAL	\$10,978.84
12/12/2023	12.15.23 Payroll	\$48,703.81
12/19/2023	Medical Pers	\$6,959.99
12/27/2023	ACH & Checks	\$30,357.64
12/28/2023	Payroll Transfer 2	\$15,990.96

### Electronic Debits

Date	Description	Amount
12/01/2023	EMPLOYMENT DEVEL EDD EFTPMT 446536800	\$1,748.88
12/01/2023	IRS USATAXPYMT 270373573542158	\$5,814.72
12/01/2023	LOS OSOS COMMUNI PAYROLL XXXXX2036	\$26,078.17
12/04/2023	1900 CALPERS 100000017367539	\$2,436.00
12/04/2023	3100 CALPERS 100000017316271	\$3,161.18
12/04/2023	3100 CALPERS 100000017316156	\$3,713.53
12/13/2023	1900 CALPERS 100000017370170	\$4,586.42
12/13/2023	1900 CALPERS 100000017370163	\$6,392.42
12/15/2023	EXPERTPAY EXPERTPAY 770504518	\$113.13
12/15/2023	EMPLOYMENT DEVEL EDD EFTPMT 1481720416	\$1,820.38
12/15/2023	IRS USATAXPYMT 270374943903620	\$6,335.90
12/15/2023	LOS OSOS COMMUNI PAYROLL XXXXX2036	\$28,785.64
12/18/2023	3100 CALPERS 100000017345448	\$80.05
12/18/2023	3100 CALPERS 100000017345487	\$2,096.23
12/18/2023	1900 CALPERS 100000017388235	\$2,454.21
12/18/2023	3100 CALPERS 100000017345355	\$3,713.53
12/26/2023	1800 CALPERS 100000017391342	\$6,959.99
12/29/2023	EXPERTPAY EXPERTPAY 770504518	\$56.33
12/29/2023	EMPLOYMENT DEVEL EDD EFTPMT 1879810656	\$1,741.90
12/29/2023	IRS USATAXPYMT 270376365637989	\$6,031.30
12/29/2023	LOS OSOS COMMUNI PAYROLL XXXXX2036	\$27,128.68

**PUBLIC CHECKING-XXXXXXXX4702 (continued)**
**Checks Cleared**

Check Nbr	Date	Amount	Check Nbr	Date	Amount	Check Nbr	Date	Amount
6014	12/29/2023	\$391.34	6018	12/11/2023	\$186.83	6020	12/15/2023	\$2,374.25
6017*	12/05/2023	\$3,128.97	6019	12/29/2023	\$472.86	6021	12/19/2023	\$457.63

\* Indicates skipped check number

**Daily Balances**

Date	Amount	Date	Amount	Date	Amount
12/01/2023	\$21,340.57	12/13/2023	\$57,417.87	12/27/2023	\$39,544.56
12/04/2023	\$12,029.86	12/15/2023	\$17,988.57	12/28/2023	\$55,535.52
12/05/2023	\$8,900.89	12/18/2023	\$9,644.55	12/29/2023	\$19,713.11
12/11/2023	\$8,714.06	12/19/2023	\$16,146.91		
12/12/2023	\$68,396.71	12/26/2023	\$9,186.92		




**Overdraft and Returned Item Fees**

	Total for this period	Total year-to-date
<b>Total Overdraft Fees</b>	\$0.00	\$0.00
<b>Total Returned Item Fees</b>	\$0.00	\$0.00

RETURN SERVICE REQUESTED

LOS OSOS COMMUNITY SERVICES DISTRICT  
PO BOX 6064  
LOS OSOS CA 93412-6064

**Managing Your Accounts**

-  Client Services 800.797.6324
-  Online [www.mechanicsbank.com](http://www.mechanicsbank.com)
-  Mobile Download Our Mobile Apps

**WAIT BEFORE YOU WIRE**

Protecting your assets and finances from wire fraud is crucial as a business owner



Check out our blog 'The Long Weekend' to learn what you should do at [www.MechanicsBank.com/Insights](http://www.MechanicsBank.com/Insights)

The "Per Check Charge" defined on your statement represents a \$15 charge for each check that exceeds the six check limitation on your account. Refer to Mechanics Bank's Account Agreement for additional information.

**Summary of Accounts**

Account Type	Account Number	Ending Balance
PUBLIC MONEY MARKET		\$415,575.76

# Sign up with Paychex today

Receive one year of complimentary digital W-2s<sup>1</sup>

Discover why over a half a million businesses trust Paychex — the industry leader — for their payroll processing.



1) Available to new Paychex payroll customers only. First payroll must process before February 29, 2024 to qualify. See banker for important information.  
© 2023 Paychex, Inc. All Rights Reserved.

## PUBLIC MONEY MARKET-XXXXXXXX

### Account Summary

Date	Description	Amount
12/01/2023	<b>Beginning Balance</b>	<b>\$414,259.21</b>
	1 Credit(s) This Period	\$1,316.55
	0 Debit(s) This Period	\$0.00
12/29/2023	<b>Ending Balance</b>	<b>\$415,575.76</b>

### Interest Summary

Description	Amount
Interest Earned From 12/01/2023 Through 12/29/2023	
Annual Percentage Yield Earned	4.07%
Interest Days	29
Interest Earned	\$1,316.55
Interest Paid This Period	\$1,316.55
Interest Paid Year-to-Date	\$15,575.76

### Other Credits

Date	Description	Amount
12/29/2023	INTEREST	\$1,316.55

### Daily Balances

Date	Amount
12/29/2023	\$415,575.76

### Overdraft and Returned Item Fees

	Total for this period	Total year-to-date
<b>Total Overdraft Fees</b>	\$0.00	\$0.00
<b>Total Returned Item Fees</b>	\$0.00	\$0.00



## Account Statement - Transaction Summary

For the Month Ending **December 31, 2023**

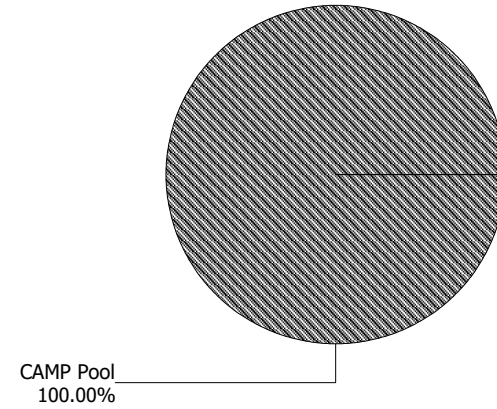
Los Osos Community Services District - Los Osos Community Services District

CAMP Pool	
Opening Market Value	1,270,566.18
Purchases	5,991.36
Redemptions	0.00
Unsettled Trades	0.00
Change in Value	0.00
<b>Closing Market Value</b>	<b>\$1,276,557.54</b>
Cash Dividends and Income	5,991.36

Asset Summary		
	December 31, 2023	November 30, 2023
<b>CAMP Pool</b>	1,276,557.54	1,270,566.18
<b>Total</b>	<b>\$1,276,557.54</b>	<b>\$1,270,566.18</b>

Asset Allocation	
CAMP Pool	100.00%





**Account Statement**

For the Month Ending **December 31, 2023**

Los Osos Community Services District - Los Osos Community Services District

Trade Date	Settlement Date	Transaction Description	Share or Unit Price	Dollar Amount of Transaction	Total Shares Owned
<b>CAMP Pool</b>					
<b>Opening Balance</b>					<b>1,270,566.18</b>
12/29/23	01/02/24	Accrual Income Div Reinvestment - Distributions	1.00	5,991.36	1,276,557.54
<b>Closing Balance</b>					<b>1,276,557.54</b>

	Month of December	Fiscal YTD July-December
<b>Opening Balance</b>	1,270,566.18	0.00
<b>Purchases</b>	5,991.36	1,276,557.54
<b>Redemptions (Excl. Checks)</b>	0.00	0.00
<b>Check Disbursements</b>	0.00	0.00
<b>Closing Balance</b>	<b>1,276,557.54</b>	<b>1,276,557.54</b>
<b>Cash Dividends and Income</b>	5,991.36	26,557.54

<b>Closing Balance</b>	1,276,557.54
<b>Average Monthly Balance</b>	1,271,145.99
<b>Monthly Distribution Yield</b>	5.55%



000638627038298  
 1465  
 058129164- 2-N-06  
 698287517-231230-3144--058129641- 06

Account Name: Los Osos Community Services District Limited Obligation Refunding Bonds Wastewater Assessment District No. 1  
 (Reassessment and Refunding of 2019) Redemption Fund

Page 2 of 8  
 December 1, 2023 to December 31, 2023

**MARKET VALUE DETAIL**

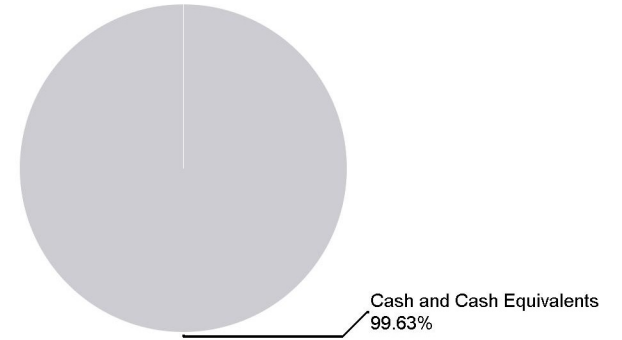
	<b>Current Period 12/01/23 to 12/31/23</b>	<b>Year-to-Date 10/01/23 to 12/31/23</b>
<b>Beginning Market Value</b>	<b>\$246,290.87</b>	<b>\$113,466.96</b>
<b>Receipts</b>		
Cash Receipts	135,550.43	267,109.74
<b>Total Receipts</b>	<b>\$135,550.43</b>	<b>\$267,109.74</b>
<b>Asset Activity</b>		
Taxable Dividends	787.37	2,170.69
Change in Accrued Income	619.55	500.83
Long Term Gains/Losses	0.02	0.02
Other Gains/Losses	0.38	0.38
<b>Total Asset Activity</b>	<b>\$1,407.32</b>	<b>\$2,671.92</b>
<b>Net Change In Market Value</b>	<b>\$136,957.75</b>	<b>\$269,781.66</b>
<b>Ending Market Value</b>	<b>\$383,248.62</b>	<b>\$383,248.62</b>



Account Name: Los Osos Community Services District Limited Obligation Refunding Bonds Wastewater Assessment District No. 1  
(Reassessment and Refunding of 2019) Redemption Fund

**ASSET SUMMARY**

<b>Assets</b>	<b>Current Period Market Value</b>	<b>% of Total</b>	<b>Estimated Annual Income</b>
Cash and Cash Equivalents	381,841.70	99.63	19,021.10
<b>Total Assets</b>	<b>\$381,841.70</b>	<b>99.63</b>	<b>\$19,021.10</b>
<b>Accrued Income</b>	1,406.92	0.37	
<b>Total Market Value</b>	<b>\$383,248.62</b>	<b>100.00</b>	



Categories with a % of total less than 1% and Accrued Income amounts are suppressed from the Pie Chart





000638627038298  
 1465  
 058129164- 2-N-06  
 698287517-231230-3144--058129641- 06

Account Name: Los Osos Community Services District Limited Obligation Refunding Bonds Wastewater Assessment District No. 1  
 (Reassessment and Refunding of 2019) Redemption Fund

Page 4 of 8  
 December 1, 2023 to December 31, 2023

**CASH SUMMARY**

	<b>Income Cash</b>	<b>Principal Cash</b>	<b>Total Cash</b>
<b>Beginning Balance 12/01/23</b>	<b>\$0.00</b>	<b>\$0.00</b>	<b>\$0.00</b>
Taxable Dividends	787.37		787.37
Cash Receipts		135,550.43	135,550.43
Transfers	-787.75	787.75	0.00
Capital Gain Distributions	0.38	0.02	0.40
Net Money Market Activity		-136,338.20	-136,338.20
<b>Ending Balance 12/31/23</b>	<b>\$0.00</b>	<b>\$0.00</b>	<b>\$0.00</b>



Account Name: Los Osos Community Services District Limited Obligation Refunding Bonds Wastewater Assessment District No. 1  
(Reassessment and Refunding of 2019) Redemption Fund

**ASSET DETAIL**

Security Description	Shares/Face Amt	Price	Market Value	Tax Cost/ Unit Cost	Unrealized Gain Loss	Percent of Total Portfolio	Estimated Annual Income	Estimated Current Yield	Accrued Income
<b>Cash and Cash Equivalents</b>									
<b>U.S. Money Markets</b>									
FIRST AMERICAN FUNDS INC SHS -Y-TREASURY OBLIGATIONS FUND 3801 31846V807; FOCXX	381,841.700	1.0000	381,841.70	381,841.70 1.00	0.00	99.63	19,021.10	4.98	1,406.92
<b>Total U.S. Money Markets</b>			<b>\$381,841.70</b>	<b>\$381,841.70</b>	<b>\$0.00</b>	<b>99.63</b>	<b>\$19,021.10</b>		<b>\$1,406.92</b>
<b>Total Cash and Cash Equivalents</b>			<b>\$381,841.70</b>	<b>\$381,841.70</b>	<b>\$0.00</b>	<b>99.63</b>	<b>\$19,021.10</b>		<b>\$1,406.92</b>
<b>Total Assets</b>			<b>\$381,841.70</b>	<b>\$381,841.70</b>	<b>\$0.00</b>	<b>99.63</b>	<b>\$19,021.10</b>		<b>\$1,406.92</b>
<b>Accrued Income</b>			<b>\$1,406.92</b>	<b>\$1,406.92</b>		<b>0.37</b>			
<b>Grand Total</b>			<b>\$383,248.62</b>	<b>\$383,248.62</b>		<b>100.00</b>			
<b>Estimated Current Yield</b>								<b>4.98</b>	

**ASSET DETAIL MESSAGES**

Time of trade execution and trading party (if not disclosed) will be provided upon request.

When reliable third-party pricing cannot be obtained, assets are valued based on internal fair value methodologies. The values shown may not reflect actual market pricing to be realized upon a sale. While U.S. Bank believes its valuation methods are appropriate and consistent with those used by other market participants, the use of different methodologies could lead to a different measurement of fair value at reporting date.

Estimated Current Yield, Estimated Annual Income, and Accrued Income are estimates provided for informational purposes only and should not be relied on for making investment, trading, or tax decisions. The estimates may not represent the actual value earned by your investments and they provide no guarantee of what your investments may earn in the future.



000638627038298  
1465  
058129164- 2-N-06  
698287517-231230-3144--058129641- 06

Account Name: Los Osos Community Services District Limited Obligation Refunding Bonds Wastewater Assessment District No. 1  
(Reassessment and Refunding of 2019) Redemption Fund

Page 6 of 8  
December 1, 2023 to December 31, 2023

**TRANSACTION DETAIL**

Date	Activity	Description	Income Cash	Principal Cash	Tax Cost	Estimated Gain/Loss
<b>Beginning Balance 12/01/2023</b>			<b>\$0.00</b>	<b>\$0.00</b>	<b>\$245,503.50</b>	
12/01/2023	Asset Income	Daily Rate Income on FIRST AMERICAN FUNDS INC SHS -Y-TREASURY OBLIGATIONS FUND 3801 For Period of 11/01/23 to 11/30/23 Due on 12/01/23, Trade Date 12/01/23, Contractual Settlement Date 12/01/23, CUSIP 31846V807, TICKER FOCXX	787.37			
12/01/2023	Purchases	Purchase 787.37 Units of FIRST AMERICAN FUNDS INC SHS -Y-TREASURY OBLIGATIONS FUND 3801 @ \$1.00, Trade Date 12/01/23, Contractual Settlement Date 12/01/23, CUSIP 31846V807, TICKER FOCXX		-787.37	787.37	
12/04/2023	Transfers	Cash Transfer - Portfolio Transfer From Primary (Income) , 1	-787.37			
12/04/2023	Transfers	Cash Transfer - Portfolio Transfer To Primary (Capital) , 1		787.37		
12/11/2023	Cash Receipts	Cash Receipt via Wire, FY 24 NOVEMBER MONTH END BALANCE PAYMENTS		135,550.43		
12/12/2023	Purchases	Purchase 135,550.43 Units of FIRST AMERICAN FUNDS INC SHS -Y-TREASURY OBLIGATIONS FUND 3801 @ \$1.00, Trade Date 12/12/23, Contractual Settlement Date 12/12/23, CUSIP 31846V807, TICKER FOCXX		-135,550.43	135,550.43	
12/21/2023	Sales/Maturities	Short Term Capital Gain Distribution 0.000001 USD FIRST AMERICAN FUNDS INC SHS -Y-TREASURY OBLIGATIONS FUND 3801 For 381,841.30 Units Due on 12/21/23 With Ex Date 12/20/23, Trade Date 12/21/23, Contractual Settlement Date 12/21/23, CUSIP 31846V807, TICKER FOCXX	0.38			
12/21/2023	Purchases	Purchase 0.38 Units of FIRST AMERICAN FUNDS INC SHS -Y-TREASURY OBLIGATIONS FUND 3801 @ \$1.00, Trade Date 12/21/23, Contractual Settlement Date 12/21/23, CUSIP 31846V807, TICKER FOCXX		-0.38	0.38	
12/21/2023	Sales/Maturities	Long Term Capital Gain Distribution 00 USD FIRST AMERICAN FUNDS INC SHS -Y-TREASURY OBLIGATIONS FUND 3801 For 381,841.30 Units Due on 12/21/23 With Ex Date 12/20/23, Trade Date 12/21/23, Contractual Settlement Date 12/21/23, CUSIP 31846V807, TICKER FOCXX		0.02		0.02
12/21/2023	Purchases	Purchase 0.02 Units of FIRST AMERICAN FUNDS INC SHS -Y-TREASURY OBLIGATIONS FUND 3801 @ \$1.00, Trade Date 12/21/23, Contractual Settlement Date 12/21/23, CUSIP 31846V807, TICKER FOCXX		-0.02	0.02	



000638627038298  
 1465  
 058129164- 2-N-06  
 698287517-231230-3144--058129641- 06

Account Name: Los Osos Community Services District Limited Obligation Refunding Bonds Wastewater Assessment District No. 1  
 (Reassessment and Refunding of 2019) Redemption Fund

Page 7 of 8  
 December 1, 2023 to December 31, 2023

**TRANSACTION DETAIL (continued)**

<b>Date</b>	<b>Activity</b>	<b>Description</b>	<b>Income Cash</b>	<b>Principal Cash</b>	<b>Tax Cost</b>	<b>Estimated Gain/Loss</b>
12/22/2023	Transfers	Cash Transfer - Portfolio Transfer From Primary (Income) , 1	-0.38			
12/22/2023	Transfers	Cash Transfer - Portfolio Transfer To Primary (Capital) , 1		0.38		
<b>Ending Balance 12/31/2023</b>			<b>\$0.00</b>	<b>\$0.00</b>	<b>\$381,841.70</b>	<b>\$0.02</b>

**TRANSACTION DETAIL MESSAGES**

Estimates should not be used for tax purposes



000638627038298  
1465  
058129164- 2-N-06  
698287517-231230-3144--058129641- 06

Account Name: Los Osos Community Services District Limited Obligation Refunding Bonds Wastewater Assessment District No. 1  
(Reassessment and Refunding of 2019) Redemption Fund

Page 8 of 8  
December 1, 2023 to December 31, 2023

**SALES AND MATURITIES**

Date	Description	Shares/ Face Amount	Tax Cost	Proceeds	Interest Sold	Estimated Gain/Loss
<b>Cash and Cash Equivalents</b>						
<b>FIRST AMERICAN FUNDS INC SHS -Y-TREASURY OBLIGATIONS FUND 3801</b>						
12/21/23	Short Term Capital Gain Distribution 0.000001 USD FIRST AMERICAN FUNDS INC SHS -Y-TREASURY OBLIGATIONS FUND 3801 For 381,841.30 Units Due on 12/21/23 With Ex Date 12/20/23, Trade Date 12/21/23, Contractual Settlement Date 12/21/23, CUSIP 31846V807, TICKER FOCXX	0.00	0.00	0.38	0.00	0.00
12/21/23	Long Term Capital Gain Distribution 00 USD FIRST AMERICAN FUNDS INC SHS -Y-TREASURY OBLIGATIONS FUND 3801 For 381,841.30 Units Due on 12/21/23 With Ex Date 12/20/23, Trade Date 12/21/23, Contractual Settlement Date 12/21/23, CUSIP 31846V807, TICKER FOCXX	0.00	0.00	0.02	0.00	0.02
<b>Total FIRST AMERICAN FUNDS INC SHS -Y-TREASURY OBLIGATIONS FUND 3801</b>		<b>0.00</b>	<b>\$0.00</b>	<b>\$0.40</b>	<b>\$0.00</b>	<b>\$0.02</b>
<b>Total Cash and Cash Equivalents</b>		<b>0.00</b>	<b>\$0.00</b>	<b>\$0.40</b>	<b>\$0.00</b>	<b>\$0.02</b>
<b>Total Sales &amp; Maturities</b>		<b>0.00</b>	<b>\$0.00</b>	<b>\$0.40</b>	<b>\$0.00</b>	<b>\$0.02</b>

**SALES AND MATURITIES MESSAGES**

Short Term Gain/Loss: **\$0.00**  
Long Term Gain/Loss: **\$0.02**  
Estimates should not be used for tax purposes



000638626748448  
 2046  
 058129164- 2-N-06  
 698335623-231230-3180--058129641- 06

Account Name: Los Osos Community Services District Limited Obligation Refunding Bonds Wastewater Assessment District No. 1  
 (Reassessment and Refunding of 2019) Prepayment Fund

Page 2 of 7  
 December 1, 2023 to December 31, 2023

**MARKET VALUE DETAIL**

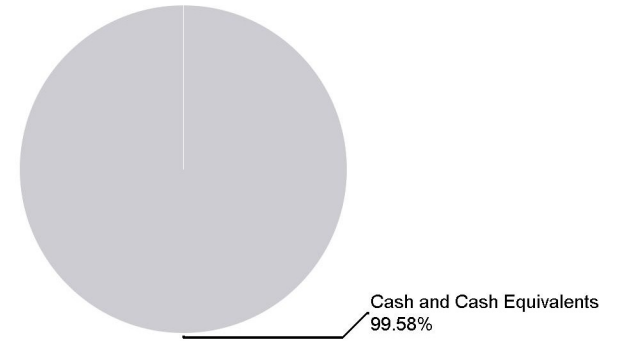
	<b>Current Period 12/01/23 to 12/31/23</b>	<b>Year-to-Date 10/01/23 to 12/31/23</b>
<b>Beginning Market Value</b>	<b>\$7,454.49</b>	<b>\$7,393.09</b>
<b>Asset Activity</b>		
Taxable Dividends	30.30	91.31
Change in Accrued Income	1.12	1.51
Other Gains/Losses	0.01	0.01
<b>Total Asset Activity</b>	<b>\$31.43</b>	<b>\$92.83</b>
<b>Net Change In Market Value</b>	<b>\$31.43</b>	<b>\$92.83</b>
<b>Ending Market Value</b>	<b>\$7,485.92</b>	<b>\$7,485.92</b>



Account Name: Los Osos Community Services District Limited Obligation Refunding Bonds Wastewater Assessment District No. 1  
(Reassessment and Refunding of 2019) Prepayment Fund

**ASSET SUMMARY**

<b>Assets</b>	<b>Current Period Market Value</b>	<b>% of Total</b>	<b>Estimated Annual Income</b>
Cash and Cash Equivalents	7,454.50	99.58	371.34
<b>Total Assets</b>	<b>\$7,454.50</b>	<b>99.58</b>	<b>\$371.34</b>
<b>Accrued Income</b>	31.42	0.42	
<b>Total Market Value</b>	<b>\$7,485.92</b>	<b>100.00</b>	



Categories with a % of total less than 1% and Accrued Income amounts are suppressed from the Pie Chart



000638626748448  
 2046  
 058129164- 2-N-06  
 698335623-231230-3180--058129641- 06

Account Name: Los Osos Community Services District Limited Obligation Refunding Bonds Wastewater Assessment District No. 1  
 (Reassessment and Refunding of 2019) Prepayment Fund

Page 4 of 7  
 December 1, 2023 to December 31, 2023

**CASH SUMMARY**

	<b>Income Cash</b>	<b>Principal Cash</b>	<b>Total Cash</b>
<b>Beginning Balance 12/01/23</b>	<b>\$0.00</b>	<b>\$0.00</b>	<b>\$0.00</b>
Taxable Dividends	30.30		30.30
Transfers	-30.31	30.31	0.00
Capital Gain Distributions	0.01		0.01
Net Money Market Activity		-30.31	-30.31
<b>Ending Balance 12/31/23</b>	<b>\$0.00</b>	<b>\$0.00</b>	<b>\$0.00</b>





Account Name: Los Osos Community Services District Limited Obligation Refunding Bonds Wastewater Assessment District No. 1  
 (Reassessment and Refunding of 2019) Prepayment Fund

**ASSET DETAIL**

Security Description	Shares/Face Amt	Price	Market Value	Tax Cost/ Unit Cost	Unrealized Gain Loss	Percent of Total Portfolio	Estimated Annual Income	Estimated Current Yield	Accrued Income
<b>Cash and Cash Equivalents</b>									
<b>U.S. Money Markets</b>									
FIRST AMERICAN FUNDS INC SHS -Y-TREASURY OBLIGATIONS FUND 3801 31846V807; FOCXX	7,454.500	1.0000	7,454.50	7,454.50 1.00	0.00	99.58	371.34	4.98	31.42
<b>Total U.S. Money Markets</b>			<b>\$7,454.50</b>	<b>\$7,454.50</b>	<b>\$0.00</b>	<b>99.58</b>	<b>\$371.34</b>		<b>\$31.42</b>
<b>Total Cash and Cash Equivalents</b>			<b>\$7,454.50</b>	<b>\$7,454.50</b>	<b>\$0.00</b>	<b>99.58</b>	<b>\$371.34</b>		<b>\$31.42</b>
<b>Total Assets</b>			<b>\$7,454.50</b>	<b>\$7,454.50</b>	<b>\$0.00</b>	<b>99.58</b>	<b>\$371.34</b>		<b>\$31.42</b>
<b>Accrued Income</b>			<b>\$31.42</b>	<b>\$31.42</b>		<b>0.42</b>			
<b>Grand Total</b>			<b>\$7,485.92</b>	<b>\$7,485.92</b>		<b>100.00</b>			
<b>Estimated Current Yield</b>								<b>4.98</b>	

**ASSET DETAIL MESSAGES**

Time of trade execution and trading party (if not disclosed) will be provided upon request.

When reliable third-party pricing cannot be obtained, assets are valued based on internal fair value methodologies. The values shown may not reflect actual market pricing to be realized upon a sale. While U.S. Bank believes its valuation methods are appropriate and consistent with those used by other market participants, the use of different methodologies could lead to a different measurement of fair value at reporting date.

Estimated Current Yield, Estimated Annual Income, and Accrued Income are estimates provided for informational purposes only and should not be relied on for making investment, trading, or tax decisions. The estimates may not represent the actual value earned by your investments and they provide no guarantee of what your investments may earn in the future.



000638626748448  
 2046  
 058129164- 2-N-06  
 698335623-231230-3180--058129641- 06

Account Name: Los Osos Community Services District Limited Obligation Refunding Bonds Wastewater Assessment District No. 1  
 (Reassessment and Refunding of 2019) Prepayment Fund

Page 6 of 7  
 December 1, 2023 to December 31, 2023

**TRANSACTION DETAIL**

Date	Activity	Description	Income Cash	Principal Cash	Tax Cost	Estimated Gain/Loss
<b>Beginning Balance 12/01/2023</b>			<b>\$0.00</b>	<b>\$0.00</b>	<b>\$7,424.19</b>	
12/01/2023	Asset Income	Daily Rate Income on FIRST AMERICAN FUNDS INC SHS -Y-TREASURY OBLIGATIONS FUND 3801 For Period of 11/01/23 to 11/30/23 Due on 12/01/23, Trade Date 12/01/23, Contractual Settlement Date 12/01/23, CUSIP 31846V807, TICKER FOCXX	30.30			
12/01/2023	Purchases	Purchase 30.30 Units of FIRST AMERICAN FUNDS INC SHS -Y-TREASURY OBLIGATIONS FUND 3801 @ \$1.00, Trade Date 12/01/23, Contractual Settlement Date 12/01/23, CUSIP 31846V807, TICKER FOCXX		-30.30	30.30	
12/04/2023	Transfers	Cash Transfer - Portfolio Transfer From Primary (Income) , 1	-30.30			
12/04/2023	Transfers	Cash Transfer - Portfolio Transfer To Primary (Capital) , 1		30.30		
12/21/2023	Sales/Maturities	Short Term Capital Gain Distribution 0.000001 USD FIRST AMERICAN FUNDS INC SHS -Y-TREASURY OBLIGATIONS FUND 3801 For 7,454.49 Units Due on 12/21/23 With Ex Date 12/20/23, Trade Date 12/21/23, Contractual Settlement Date 12/21/23, CUSIP 31846V807, TICKER FOCXX	0.01			
12/21/2023	Purchases	Purchase 0.01 Units of FIRST AMERICAN FUNDS INC SHS -Y-TREASURY OBLIGATIONS FUND 3801 @ \$1.00, Trade Date 12/21/23, Contractual Settlement Date 12/21/23, CUSIP 31846V807, TICKER FOCXX		-0.01	0.01	
12/22/2023	Transfers	Cash Transfer - Portfolio Transfer From Primary (Income) , 1	-0.01			
12/22/2023	Transfers	Cash Transfer - Portfolio Transfer To Primary (Capital) , 1		0.01		
<b>Ending Balance 12/31/2023</b>			<b>\$0.00</b>	<b>\$0.00</b>	<b>\$7,454.50</b>	<b>\$0.00</b>

**TRANSACTION DETAIL MESSAGES**

Estimates should not be used for tax purposes



000638626748448  
 2046  
 058129164- 2-N-06  
 698335623-231230-3180--058129641- 06

Account Name: Los Osos Community Services District Limited Obligation Refunding Bonds Wastewater Assessment District No. 1  
 (Reassessment and Refunding of 2019) Prepayment Fund

Page 7 of 7  
 December 1, 2023 to December 31, 2023

**SALES AND MATURITIES**

Date	Description	Shares/ Face Amount	Tax Cost	Proceeds	Interest Sold	Estimated Gain/Loss
<b>Cash and Cash Equivalents</b>						
FIRST AMERICAN FUNDS INC SHS -Y-TREASURY OBLIGATIONS FUND 3801						
12/21/23	Short Term Capital Gain Distribution 0.000001 USD FIRST AMERICAN FUNDS INC SHS -Y-TREASURY OBLIGATIONS FUND 3801 For 7,454.49 Units Due on 12/21/23 With Ex Date 12/20/23, Trade Date 12/21/23, Contractual Settlement Date 12/21/23, CUSIP 31846V807, TICKER FOCXX	0.00	0.00	0.01	0.00	0.00
<b>Total Cash and Cash Equivalents</b>		<b>0.00</b>	<b>\$0.00</b>	<b>\$0.01</b>	<b>\$0.00</b>	<b>\$0.00</b>
<b>Total Sales &amp; Maturities</b>		<b>0.00</b>	<b>\$0.00</b>	<b>\$0.01</b>	<b>\$0.00</b>	<b>\$0.00</b>

**SALES AND MATURITIES MESSAGES**

Short Term Gain/Loss: **\$0.00**  
 Long Term Gain/Loss: **\$0.00**  
 Estimates should not be used for tax purposes



000638626748449  
 2047  
 058129164- 2-N-06  
 698079239-231230-3180--058129641- 06

Account Name: Los Osos Community Services District Limited Obligation Refunding Bonds Wastewater Assessment District No. 1  
 (Reassessment and Refunding of 2019) Reserve Fund

Page 2 of 11  
 December 1, 2023 to December 31, 2023

**MARKET VALUE DETAIL**

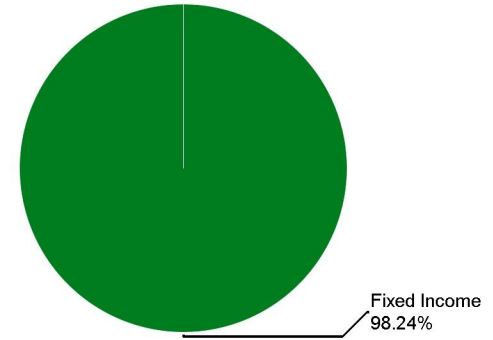
	<b>Current Period 12/01/23 to 12/31/23</b>	<b>Year-to-Date 10/01/23 to 12/31/23</b>
<b>Beginning Market Value</b>	<b>\$1,033,903.99</b>	<b>\$1,021,381.29</b>
<b>Asset Activity</b>		
Taxable Interest	-1,378.74	-316.24
Taxable Dividends	52.14	129.40
Change in Accrued Income	3,329.10	5,779.20
Long Term Gains/Losses		517.21
Other Gains/Losses	0.01	0.01
Change in Investment Value	8,546.35	16,961.98
<b>Total Asset Activity</b>	<b>\$10,548.86</b>	<b>\$23,071.56</b>
<b>Net Change In Market Value</b>	<b>\$10,548.86</b>	<b>\$23,071.56</b>
<b>Ending Market Value</b>	<b>\$1,044,452.85</b>	<b>\$1,044,452.85</b>



Account Name: Los Osos Community Services District Limited Obligation Refunding Bonds Wastewater Assessment District No. 1  
(Reassessment and Refunding of 2019) Reserve Fund

**ASSET SUMMARY**

<b>Assets</b>	<b>Current Period Market Value</b>	<b>% of Total</b>	<b>Estimated Annual Income</b>
Cash and Cash Equivalents	9,497.38	0.91	473.10
Fixed Income	1,026,114.28	98.24	23,017.50
<b>Total Assets</b>	<b>\$1,035,611.66</b>	<b>99.15</b>	<b>\$23,490.60</b>
Accrued Income	8,841.19	0.85	
<b>Total Market Value</b>	<b>\$1,044,452.85</b>	<b>100.00</b>	



Categories with a % of total less than 1% and Accrued Income amounts are suppressed from the Pie Chart



000638626748449  
 2047  
 058129164- 2-N-06  
 698079239-231230-3180--058129641- 06

Account Name: Los Osos Community Services District Limited Obligation Refunding Bonds Wastewater Assessment District No. 1  
 (Reassessment and Refunding of 2019) Reserve Fund

Page 4 of 11  
 December 1, 2023 to December 31, 2023

**CASH SUMMARY**

	<b>Income Cash</b>	<b>Principal Cash</b>	<b>Total Cash</b>
<b>Beginning Balance 12/01/23</b>	<b>\$0.00</b>	<b>\$0.00</b>	<b>\$0.00</b>
Taxable Interest		-1,378.74	-1,378.74
Taxable Dividends	52.14		52.14
Transfers	-1,378.74	1,378.74	0.00
Capital Gain Distributions	0.01		0.01
Purchases		-99,638.55	-99,638.55
Net Money Market Activity		100,965.14	100,965.14
<b>Ending Balance 12/31/23</b>	<b>-\$1,326.59</b>	<b>\$1,326.59</b>	<b>\$0.00</b>



Account Name: Los Osos Community Services District Limited Obligation Refunding Bonds Wastewater Assessment District No. 1  
(Reassessment and Refunding of 2019) Reserve Fund

**ASSET DETAIL**

**Security Description**

Shares/Face Amt	Price	Market Value	Tax Cost/ Unit Cost	Unrealized Gain Loss	Percent of Total Portfolio	Estimated Annual Income	Estimated Current Yield	Accrued Income
-----------------	-------	--------------	------------------------	-------------------------	----------------------------------	----------------------------	----------------------------	-------------------

**Cash and Cash Equivalents**

**U.S. Money Markets**

FIRST AMERICAN FUNDS INC SHS -Y-TREASURY OBLIGATIONS FUND 3801  
31846V807; FOCXX

9,497.380	1.0000	9,497.38	9,497.38 1.00	0.00	0.91	473.10	4.98	40.03
-----------	--------	----------	------------------	------	------	--------	------	-------

<b>Total U.S. Money Markets</b>		<b>\$9,497.38</b>	<b>\$9,497.38</b>	<b>\$0.00</b>	<b>0.91</b>	<b>\$473.10</b>		<b>\$40.03</b>
---------------------------------	--	-------------------	-------------------	---------------	-------------	-----------------	--	----------------

**Cash**

Principal Cash		1,326.59	1,326.59		0.13			
Income Cash		-1,326.59	-1,326.59		-0.13			

<b>Total Cash</b>		<b>\$0.00</b>	<b>\$0.00</b>	<b>\$0.00</b>	<b>0.00</b>	<b>\$0.00</b>		<b>\$0.00</b>
-------------------	--	---------------	---------------	---------------	-------------	---------------	--	---------------

<b>Total Cash and Cash Equivalents</b>		<b>\$9,497.38</b>	<b>\$9,497.38</b>	<b>\$0.00</b>	<b>0.91</b>	<b>\$473.10</b>		<b>\$40.03</b>
--	--	-------------------	-------------------	---------------	-------------	-----------------	--	----------------

**Fixed Income**

**U.S. Government Obligations**

U S TREASURY NOTE 1.5 % 29-FEB-2024  
91282CEA5; UST1524  
Standard & Poors Rating: N/A  
Moody's Rating: Aaa

200,000.000	99.3930	198,786.00	198,474.18 99.24	311.82	19.03	3,000.00	1.51	1,013.74
-------------	---------	------------	---------------------	--------	-------	----------	------	----------

U S TREASURY NOTE 3 % 31-JUL-2024  
91282CFA4; BQ7Y9Q5  
Standard & Poors Rating: N/A  
Moody's Rating: N/A

111,000.000	98.8200	109,690.20	108,645.59 97.88	1,044.61	10.50	3,330.00	3.04	1,393.53
-------------	---------	------------	---------------------	----------	-------	----------	------	----------



000638626748449  
2047  
058129164- 2-N-06  
698079239-231230-3180--058129641- 06



Account Name: Los Osos Community Services District Limited Obligation Refunding Bonds Wastewater Assessment District No. 1  
(Reassessment and Refunding of 2019) Reserve Fund

Page 6 of 11  
December 1, 2023 to December 31, 2023

**ASSET DETAIL (continued)**

Security Description	Shares/Face Amt	Price	Market Value	Tax Cost/ Unit Cost	Unrealized Gain Loss	Percent of Total Portfolio	Estimated Annual Income	Estimated Current Yield	Accrued Income
U S TREASURY NOTE 1.125 % 15-JAN-2025 91282CDS7; BP82NF8 Standard & Poors Rating: N/A Moody's Rating: Aaa	200,000.000	96.3300	192,660.00	194,670.40 97.34	-2,010.40	18.45	2,250.00	1.17	1,039.40
U S TREASURY NOTE 2.75 % 31-AUG-2025 9128284Z0; BG0MNF3 Standard & Poors Rating: N/A Moody's Rating: Aaa	125,000.000	97.3480	121,685.00	124,413.43 99.53	-2,728.43	11.65	3,437.50	2.82	1,161.57
U S TREASURY NOTE 1.625 % 15-FEB-2026 912828P46; BD2C0G0 Standard & Poors Rating: N/A Moody's Rating: Aaa	200,000.000	94.7620	189,524.00	198,344.60 99.17	-8,820.60	18.15	3,250.00	1.71	1,227.58
U S TREASURY NOTE 3.125 % 31-AUG-2027 91282CFH9; UST3127 Standard & Poors Rating: N/A Moody's Rating: Aaa	116,000.000	97.1880	112,738.08	111,459.94 96.09	1,278.14	10.79	3,625.00	3.22	1,224.93
U S TREASURY NOTE 4.125 % 31-JUL-2028 91282CHQ7; UST0028A Standard & Poors Rating: N/A Moody's Rating: Aaa	100,000.000	101.0310	101,031.00	99,638.55 99.64	1,392.45	9.67	4,125.00	4.08	1,740.41





Account Name: Los Osos Community Services District Limited Obligation Refunding Bonds Wastewater Assessment District No. 1  
 (Reassessment and Refunding of 2019) Reserve Fund

**ASSET DETAIL (continued)**

Security Description	Shares/Face Amt	Price	Market Value	Tax Cost/ Unit Cost	Unrealized Gain Loss	Percent of Total Portfolio	Estimated Annual Income	Estimated Current Yield	Accrued Income
<b>Total U.S. Government Obligations</b>			\$1,026,114.28	\$1,035,646.69	-\$9,532.41	98.24	\$23,017.50		\$8,801.16
<b>Total Fixed Income</b>			\$1,026,114.28	\$1,035,646.69	-\$9,532.41	98.24	\$23,017.50		\$8,801.16
<b>Total Assets</b>			\$1,035,611.66	\$1,045,144.07	-\$9,532.41	99.15	\$23,490.60		\$8,841.19
<b>Accrued Income</b>			\$8,841.19	\$8,841.19		0.85			
<b>Grand Total</b>			\$1,044,452.85	\$1,053,985.26		100.00			

**Estimated Current Yield** 2.27

**ASSET DETAIL MESSAGES**

Time of trade execution and trading party (if not disclosed) will be provided upon request.

When reliable third-party pricing cannot be obtained, assets are valued based on internal fair value methodologies. The values shown may not reflect actual market pricing to be realized upon a sale. While U.S. Bank believes its valuation methods are appropriate and consistent with those used by other market participants, the use of different methodologies could lead to a different measurement of fair value at reporting date.

Estimated Current Yield, Estimated Annual Income, and Accrued Income are estimates provided for informational purposes only and should not be relied on for making investment, trading, or tax decisions. The estimates may not represent the actual value earned by your investments and they provide no guarantee of what your investments may earn in the future.



000638626748449  
2047  
058129164- 2-N-06  
698079239-231230-3180--058129641- 06

Account Name: Los Osos Community Services District Limited Obligation Refunding Bonds Wastewater Assessment District No. 1  
(Reassessment and Refunding of 2019) Reserve Fund

Page 8 of 11  
December 1, 2023 to December 31, 2023

**TRANSACTION DETAIL**

<b>Date</b>	<b>Activity</b>	<b>Description</b>	<b>Income Cash</b>	<b>Principal Cash</b>	<b>Tax Cost</b>	<b>Estimated Gain/Loss</b>
<b>Beginning Balance 12/01/2023</b>			<b>\$0.00</b>	<b>\$0.00</b>	<b>\$1,046,470.66</b>	
12/01/2023	Purchases	Purchase 100,000.00 Par Value of U S TREASURY NOTE 4.125 % 31-JUL-2028 @ 99.64% Paid Accrued Interest of \$1,378.74, Trade Date 11/30/23, Contractual Settlement Date 12/01/23, Traded through U.S. Bank Money Center, CUSIP 91282CHQ7, TICKER UST0028A		-99,638.55 -1,378.74	99,638.55	
12/01/2023	Transfers	Cash Transfer - Purchase Interest Transfer To 278125004 Los Osos CSD WW AD 1 19 RSV FD Primary (Capital), 1023539567	-1,378.74			
12/01/2023	Transfers	Cash Transfer - Purchase Interest Transfer From 278125004 Los Osos CSD WW AD 1 19 RSV FD Primary (Income), 1023539567		1,378.74		
12/01/2023	Sales/Maturities	Sale 101,017.29 Units of FIRST AMERICAN FUNDS INC SHS -Y-TREASURY OBLIGATIONS FUND 3801 @ \$1.00, Trade Date 12/01/23, Contractual Settlement Date 12/01/23, CUSIP 31846V807, TICKER FOCXX		101,017.29	-101,017.29	
12/01/2023	Asset Income	Daily Rate Income on FIRST AMERICAN FUNDS INC SHS -Y-TREASURY OBLIGATIONS FUND 3801 For Period of 11/01/23 to 11/30/23 Due on 12/01/23, Trade Date 12/01/23, Contractual Settlement Date 12/01/23, CUSIP 31846V807, TICKER FOCXX	52.14			
12/01/2023	Purchases	Purchase 52.14 Units of FIRST AMERICAN FUNDS INC SHS -Y-TREASURY OBLIGATIONS FUND 3801 @ \$1.00, Trade Date 12/01/23, Contractual Settlement Date 12/01/23, CUSIP 31846V807, TICKER FOCXX		-52.14	52.14	
12/21/2023	Sales/Maturities	Short Term Capital Gain Distribution 0.000001 USD FIRST AMERICAN FUNDS INC SHS -Y-TREASURY OBLIGATIONS FUND 3801 For 9,497.37 Units Due on 12/21/23 With Ex Date 12/20/23, Trade Date 12/21/23, Contractual Settlement Date 12/21/23, CUSIP 31846V807, TICKER FOCXX	0.01			
12/21/2023	Purchases	Purchase 0.01 Units of FIRST AMERICAN FUNDS INC SHS -Y-TREASURY OBLIGATIONS FUND 3801 @ \$1.00, Trade Date 12/21/23, Contractual Settlement Date 12/21/23, CUSIP 31846V807, TICKER FOCXX		-0.01	0.01	
<b>Ending Balance 12/31/2023</b>			<b>-\$1,326.59</b>	<b>\$1,326.59</b>	<b>\$1,045,144.07</b>	<b>\$0.00</b>



000638626748449  
2047  
058129164- 2-N-06  
698079239-231230-3180--058129641- 06

Account Name: Los Osos Community Services District Limited Obligation Refunding Bonds Wastewater Assessment District No. 1  
(Reassessment and Refunding of 2019) Reserve Fund

Page 9 of 11  
December 1, 2023 to December 31, 2023

---

**TRANSACTION DETAIL MESSAGES**

---

Estimates should not be used for tax purposes



000638626748449  
2047  
058129164- 2-N-06  
698079239-231230-3180--058129641- 06

Account Name: Los Osos Community Services District Limited Obligation Refunding Bonds Wastewater Assessment District No. 1  
(Reassessment and Refunding of 2019) Reserve Fund

Page 10 of 11  
December 1, 2023 to December 31, 2023

**SALES AND MATURITIES**

Date	Description	Shares/ Face Amount	Tax Cost	Proceeds	Interest Sold	Estimated Gain/Loss
<b>Cash and Cash Equivalents</b>						
FIRST AMERICAN FUNDS INC SHS -Y-TREASURY OBLIGATIONS FUND 3801						
12/01/23	Sale 101,017.29 Units of FIRST AMERICAN FUNDS INC SHS -Y-TREASURY OBLIGATIONS FUND 3801 @ \$1.00, Trade Date 12/01/23, Contractual Settlement Date 12/01/23, CUSIP 31846V807, TICKER FOCXX	-101,017.29	-101,017.29	101,017.29	0.00	0.00
12/21/23	Short Term Capital Gain Distribution 0.000001 USD FIRST AMERICAN FUNDS INC SHS -Y-TREASURY OBLIGATIONS FUND 3801 For 9,497.37 Units Due on 12/21/23 With Ex Date 12/20/23, Trade Date 12/21/23, Contractual Settlement Date 12/21/23, CUSIP 31846V807, TICKER FOCXX	0.00	0.00	0.01	0.00	0.00
<b>Total FIRST AMERICAN FUNDS INC SHS -Y-TREASURY OBLIGATIONS FUND 3801</b>		<b>-101,017.29</b>	<b>-\$101,017.29</b>	<b>\$101,017.30</b>	<b>\$0.00</b>	<b>\$0.00</b>
<b>Total Cash and Cash Equivalents</b>		<b>-101,017.29</b>	<b>-\$101,017.29</b>	<b>\$101,017.30</b>	<b>\$0.00</b>	<b>\$0.00</b>
<b>Total Sales &amp; Maturities</b>		<b>-101,017.29</b>	<b>-\$101,017.29</b>	<b>\$101,017.30</b>	<b>\$0.00</b>	<b>\$0.00</b>

**SALES AND MATURITIES MESSAGES**

Short Term Gain/Loss: **\$0.00**  
Long Term Gain/Loss: **\$0.00**  
Estimates should not be used for tax purposes



Account Name: Los Osos Community Services District Limited Obligation Refunding Bonds Wastewater Assessment District No. 1  
 (Reassessment and Refunding of 2019) Reserve Fund

**BOND SUMMARY**

	Par Value	Market Value	Percent of Category
<b>MATURITY</b>			
2023	0.00	0.00	0.00
2024	311,000.00	308,476.20	30.06
2025	325,000.00	314,345.00	30.63
2026	200,000.00	189,524.00	18.47
2027	116,000.00	112,738.08	10.99
2028	100,000.00	101,031.00	9.85
<b>Total of Category</b>	<b>1,052,000.00</b>	<b>\$1,026,114.28</b>	<b>100.00</b>
<b>MOODY'S RATING</b>			
Aaa	941,000.00	916,424.08	89.31
N/A	111,000.00	109,690.20	10.69
<b>Total of Category</b>	<b>1,052,000.00</b>	<b>\$1,026,114.28</b>	<b>100.00</b>
<b>S&amp;P RATING</b>			
N/A	1,052,000.00	1,026,114.28	100.00
<b>Total of Category</b>	<b>1,052,000.00</b>	<b>\$1,026,114.28</b>	<b>100.00</b>

**BOND SUMMARY MESSAGES**

Data contained within this section excluded Mutual Funds, Exchange Traded Funds, and Closed-Ended Funds.

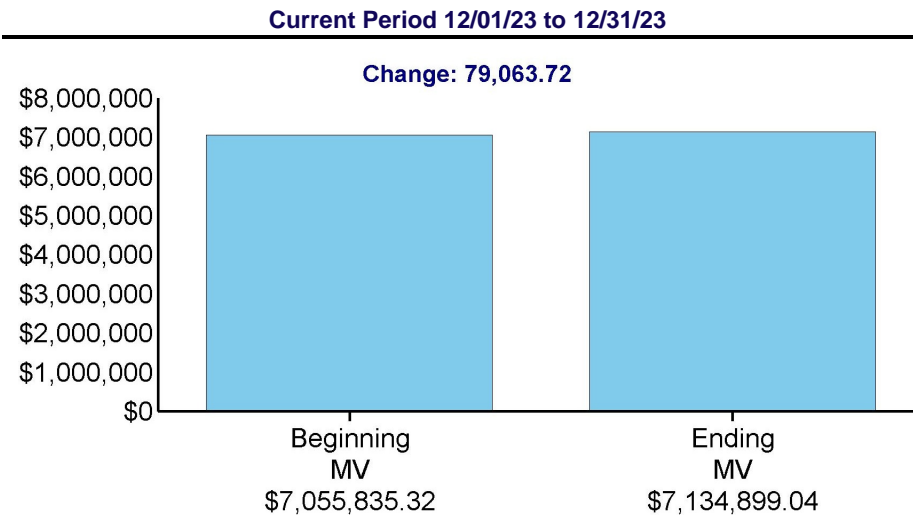


LOS OSOS CSD  
ACCOUNT NUMBER

Page 1 of 15  
December 1, 2023 to December 31, 2023

**MARKET VALUE SUMMARY**

	Current Period 12/01/23 to 12/31/23	Year-to-Date 06/13/23 to 12/31/23
<b>Beginning Market Value</b>	<b>\$7,055,835.32</b>	<b>\$0.00</b>
Taxable Interest	23,102.64	73,941.20
Taxable Dividends	729.77	5,358.93
Fees and Expenses	-125.00	-625.00
Cash Receipts		7,000,000.00
Change in Investment Value	55,356.31	56,223.91
<b>Ending Market Value</b>	<b>\$7,134,899.04</b>	<b>\$7,134,899.04</b>



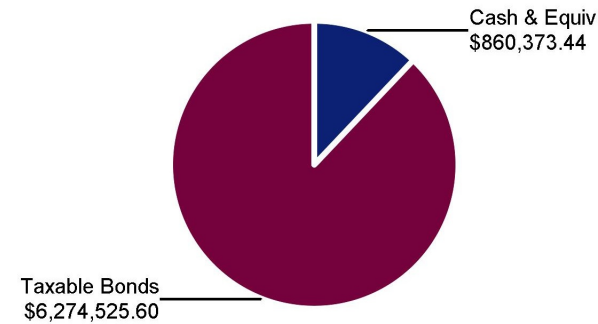


LOS OSOS CSD  
ACCOUNT NUMBER

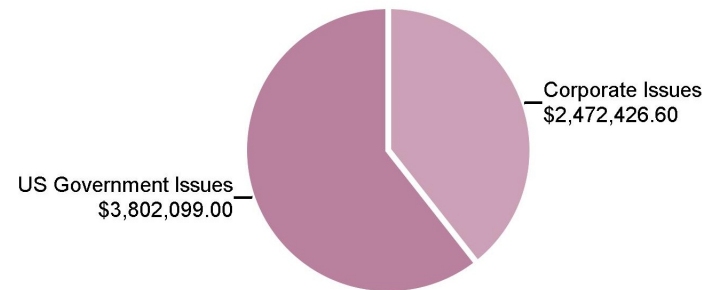
Page 2 of 15  
December 1, 2023 to December 31, 2023

**ASSET SUMMARY**

<b>Assets</b>	<b>Current Period Market Value</b>	<b>% of Total</b>	<b>Estimated Annual Income</b>
Cash & Equivalents	860,373.44	12.10	42,271.22
Taxable Bonds	6,274,525.60	87.90	225,238.50
<b>Total Market Value</b>	<b>\$7,134,899.04</b>	<b>100.00</b>	<b>\$267,509.72</b>



**Fixed Income Summary**



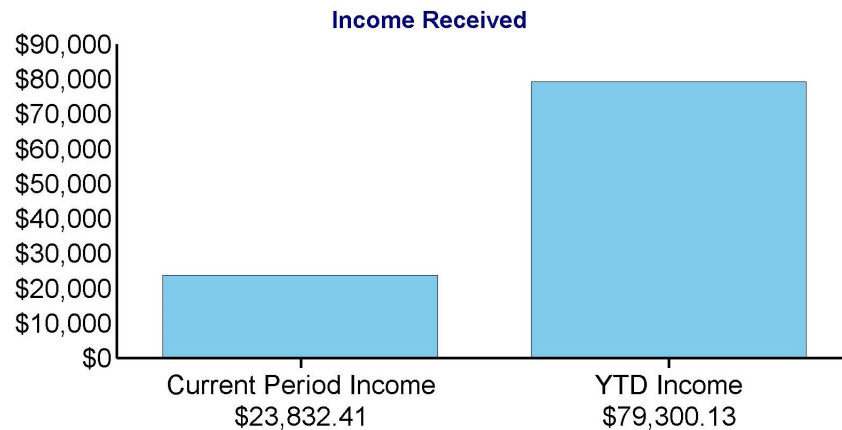


LOS OSOS CSD  
ACCOUNT NUMBER

Page 3 of 15  
December 1, 2023 to December 31, 2023

**INCOME SUMMARY**

	Income Received Current Period	Income Received YTD
Taxable Interest	23,102.64	73,941.20
Taxable Dividends	729.77	5,358.93
<b>Total Current Period Income</b>	<b>\$23,832.41</b>	<b>\$79,300.13</b>





LOS OSOS CSD  
ACCOUNT NUMBER:Page 4 of 15  
December 1, 2023 to December 31, 2023**CASH SUMMARY**

	Principal Cash	Income Cash	Total Cash
<b>Beginning Cash 12/01/2023</b>	<b>-\$50,838.56</b>	<b>\$50,838.56</b>	<b>\$0.00</b>
Taxable Interest		23,102.64	23,102.64
Taxable Dividends		729.77	729.77
Fees and Expenses	-125.00		-125.00
Transfers	729.77	-729.77	0.00
Purchases	-830,897.55		-830,897.55
Sales	806,200.39		806,200.39
Net Money Market Activity			0.00
<b>Ending Cash 12/31/2023</b>	<b>-\$74,930.95</b>	<b>\$73,941.20</b>	<b>-\$989.75</b>



LOS OSOS CSD  
ACCOUNT NUMBER

Page 5 of 15  
December 1, 2023 to December 31, 2023

**ASSET DETAIL**

**Security Description**

	Shares/Face Amt	Price	Market Value	Tax Cost	Unrealized Gain/Loss	Percent of Total Portfolio	Estimated Annual Income	Estimated Current Yield
<b>Cash &amp; Equivalents</b>								
<b>Cash/Money Market</b>								
U S Treasury Bill - 912797HF7 04/11/2024								
	578,000.000	98.5590	569,671.02	563,074.88	6,596.14	8.0	29,990.98	5.26
US Bank Liquidity Plus Program - USBLP3 ** - Class Y								
	291,692.170	1.0000	291,692.17	291,692.17	0.00	4.1	12,280.24	4.21
<b>Total Cash/Money Market</b>			<b>\$861,363.19</b>	<b>\$854,767.05</b>	<b>\$6,596.14</b>	<b>12.1</b>	<b>\$42,271.22</b>	
<b>Cash</b>								
Principal Cash								
			-74,930.95	-74,930.95		-1.1		
Income Cash								
			73,941.20	73,941.20		1.0		
<b>Total Cash</b>			<b>-\$989.75</b>	<b>-\$989.75</b>	<b>\$0.00</b>	<b>0.0</b>	<b>\$0.00</b>	
<b>Total Cash &amp; Equivalents</b>			<b>\$860,373.44</b>	<b>\$853,777.30</b>	<b>\$6,596.14</b>	<b>12.1</b>	<b>\$42,271.22</b>	

**Taxable Bonds**

**US Government Issues**

U S Treasury Note - 91282CEG2  
2.250 03/31/2024

520,000.000 99.2540 516,120.80 508,497.40 7,623.40 7.2 11,700.00 2.27

U S Treasury Note - 9128286Z8  
1.750 06/30/2024

535,000.000 98.3320 526,076.20 516,781.11 9,295.09 7.4 9,362.50 1.78



LOS OSOS CSD  
ACCOUNT NUMBER

Page 6 of 15  
December 1, 2023 to December 31, 2023



**ASSET DETAIL (continued)**

**Security Description**

	<b>Shares/Face Amt</b>	<b>Price</b>	<b>Market Value</b>	<b>Tax Cost</b>	<b>Unrealized Gain/Loss</b>	<b>Percent of Total Portfolio</b>	<b>Estimated Annual Income</b>	<b>Estimated Current Yield</b>
Federal Farm Credit Bks - 3133ENP79 4.250 09/26/2024	250,000.000	99.4540	248,635.00	247,128.50	1,506.50	3.5	10,625.00	4.27
U S Treasury Note - 91282CED9 1.750 03/15/2025	260,000.000	96.6290	251,235.40	246,537.72	4,697.68	3.5	4,550.00	1.81
U S Treasury Note - 91282CFK2 3.500 09/15/2025	250,000.000	98.5270	246,317.50	244,038.25	2,279.25	3.5	8,750.00	3.55
Federal Farm Credit Bks - 3133EPMB8 4.125 12/08/2025	250,000.000	99.6010	249,002.50	247,065.50	1,937.00	3.5	10,312.50	4.14
Federal Farm Credit Bks - 3133EPNV3 4.375 03/30/2026	250,000.000	100.3150	250,787.50	249,216.25	1,571.25	3.5	10,937.50	4.36
U S Treasury Note - 912828YG9 1.625 09/30/2026	250,000.000	93.7580	234,395.00	229,903.00	4,492.00	3.3	4,062.50	1.73
Federal Agri Mtg Corp M T N - 3132X0PY1 3.000 02/23/2027	250,000.000	96.7610	241,902.50	238,315.75	3,586.75	3.4	7,500.00	3.10
U S Treasury Note - 91282CFM8 4.125 09/30/2027	250,000.000	100.6330	251,582.50	249,745.25	1,837.25	3.5	10,312.50	4.10
U S Treasury Note - 91282CGC9 3.875 12/31/2027	250,000.000	99.8360	249,590.00	247,608.63	1,981.37	3.5	9,687.50	3.88
U S Treasury Note - 91282CBS9 1.250 03/31/2028	280,000.000	89.6720	251,081.60	246,082.48	4,999.12	3.5	3,500.00	1.39



LOS OSOS CSD  
ACCOUNT NUMBER:

Page 7 of 15  
December 1, 2023 to December 31, 2023

**ASSET DETAIL (continued)**

**Security Description**

	<b>Shares/Face Amt</b>	<b>Price</b>	<b>Market Value</b>	<b>Tax Cost</b>	<b>Unrealized Gain/Loss</b>	<b>Percent of Total Portfolio</b>	<b>Estimated Annual Income</b>	<b>Estimated Current Yield</b>
U S Treasury Note - 91282CCY5 1.250 09/30/2028	322,000.000	88.6250	285,372.50	286,977.99	-1,605.49	4.0	4,025.00	1.41
<b>Total US Government Issues</b>			<b>\$3,802,099.00</b>	<b>\$3,757,897.83</b>	<b>\$44,201.17</b>	<b>53.3</b>	<b>\$105,325.00</b>	

**Corporate Issues**

Western Alliance Bk Phoenix - 95763PPD7 C D 5.250 01/07/2025	244,000.000	100.0490	244,119.56	244,000.00	119.56	3.4	12,810.00	5.25
First Technology Federal - 33715LFQ8 C D 5.300 07/14/2025	248,000.000	100.5140	249,274.72	248,000.00	1,274.72	3.5	13,144.00	5.27
Liberty Fed Cr Un Evansville - 53052LAW9 C D 5.300 07/14/2025	248,000.000	100.5190	249,287.12	248,000.00	1,287.12	3.5	13,144.00	5.27
Connexus Credit Union Wausau - 20825WCA6 C D 5.000 07/13/2026	248,000.000	100.3680	248,912.64	248,000.00	912.64	3.5	12,400.00	4.98
Frontier Bk Omaha Ne - 35907XFG7 C D 4.700 07/14/2026	248,000.000	99.6510	247,134.48	248,000.00	-865.52	3.5	11,656.00	4.72
Uinta Bk Mtn View Wyo - 903572GH2 C D 4.550 01/12/2027	248,000.000	99.0240	245,579.52	248,000.00	-2,420.48	3.4	11,284.00	4.59



LOS OSOS CSD  
ACCOUNT NUMBER

Page 8 of 15  
December 1, 2023 to December 31, 2023



**ASSET DETAIL (continued)**

**Security Description**

	<b>Shares/Face Amt</b>	<b>Price</b>	<b>Market Value</b>	<b>Tax Cost</b>	<b>Unrealized Gain/Loss</b>	<b>Percent of Total Portfolio</b>	<b>Estimated Annual Income</b>	<b>Estimated Current Yield</b>
Discover Bk - 2546736B7 C D 4.500 07/06/2027	244,000.000	99.0000	241,560.00	244,000.00	-2,440.00	3.4	10,980.00	4.54
Dort Finl Cr Un Grand Blanc - 25844MBG2 C D 4.850 07/12/2027	247,000.000	100.1720	247,424.84	247,000.00	424.84	3.5	11,979.50	4.84
Morgan Stanley Bk N A - 61690DAZ1 C D 4.400 07/05/2028	244,000.000	99.4730	242,714.12	244,000.00	-1,285.88	3.4	10,736.00	4.42
Utah First Fed Credit - 91739JAA3 C D 4.750 07/14/2028	248,000.000	103.3950	256,419.60	248,000.00	8,419.60	3.6	11,780.00	4.59
<b>Total Corporate Issues</b>			<b>\$2,472,426.60</b>	<b>\$2,467,000.00</b>	<b>\$5,426.60</b>	<b>34.7</b>	<b>\$119,913.50</b>	
<b>Total Taxable Bonds</b>			<b>\$6,274,525.60</b>	<b>\$6,224,897.83</b>	<b>\$49,627.77</b>	<b>87.9</b>	<b>\$225,238.50</b>	
<b>Total Assets</b>			<b>\$7,134,899.04</b>	<b>\$7,078,675.13</b>	<b>\$56,223.91</b>	<b>100.0</b>	<b>\$267,509.72</b>	
<b>Estimated Current Yield</b>								<b>3.74</b>

**ASSET DETAIL MESSAGES**

Time of trade execution and trading party (if not disclosed) will be provided upon request.



LOS OSOS CSD  
ACCOUNT NUMBER

Page 9 of 15  
December 1, 2023 to December 31, 2023

**ASSET DETAIL MESSAGES (continued)**

Publicly traded assets are valued in accordance with market quotations or valuation methodologies from financial industry services believed by us to be reliable. Assets that are not publicly traded may be reflected at values from other external sources. Assets for which a current value is not available may be reflected at a previous value or as not valued, at par value, or at a nominal value. Values shown do not necessarily reflect prices at which assets could be bought or sold. Values are updated based on internal policy and may be updated less frequently than statement generation.

**\*\*Your U.S. Bank Liquidity Plus Program as of 12/29/2023 was allocated as follows:**

**Total Balance** \$291,692.17

<b>Bank Name</b>	<b>Balance</b>	<b>Excluded Bank Name</b>
First Horizon Bank	\$42,207.87	None
State Bank of India	\$73.91	
Wells Fargo Bank NA	\$.01	
US Bank	\$249,410.38	



LOS OSOS CSD  
ACCOUNT NUMBER

Page 10 of 15  
December 1, 2023 to December 31, 2023



**TRANSACTION DETAIL**

<b>Date Posted</b>	<b>Activity</b>	<b>Description</b>	<b>Income Cash</b>	<b>Principal Cash</b>	<b>Tax Cost</b>
<b>Beginning Balance 12/01/2023</b>			<b>\$50,838.56</b>	<b>-\$50,838.56</b>	<b>\$7,054,967.72</b>
12/01/23	Asset Income	Interest Earned On Liberty Fed C D 5.300% 7/14/25 0.004356 USD/\$1 Pv On 248,000 Par Value Due 12/1/23	1,080.33		
12/01/23	Purchase	Purchased 1,080.33 Shares Of US Bank Liquidity Plus Class Y Trade Date 12/1/23 1,080.33 Shares At 1.00 USD		-1,080.33	1,080.33
12/08/23	Asset Income	Interest Earned On F F C B Deb 4.125% 12/08/25 0.020625 USD/\$1 Pv On 250,000 Par Value Due 12/8/23	5,156.25		
12/08/23	Purchase	Purchased 5,156.25 Shares Of US Bank Liquidity Plus Class Y Trade Date 12/8/23 5,156.25 Shares At 1.00 USD		-5,156.25	5,156.25
12/12/23	Asset Income	Interest Earned On Connexus Credit C D 5.000% 7/13/26 0.00411 USD/\$1 Pv On 248,000 Par Value Due 12/12/23	1,019.18		
12/12/23	Asset Income	Interest Earned On Uinta Bk C D 4.550% 1/12/27 0.00374 USD/\$1 Pv On 248,000 Par Value Due 12/12/23	927.45		
12/12/23	Purchase	Purchased 1,946.63 Shares Of US Bank Liquidity Plus Class Y Trade Date 12/12/23 1,946.63 Shares At 1.00 USD		-1,946.63	1,946.63
12/14/23	Asset Income	Interest Earned On First C D 5.300% 7/14/25 0.004356 USD/\$1 Pv On 248,000 Par Value Due 12/14/23	1,080.33		
12/14/23	Asset Income	Interest Earned On Frontier Bk C D 4.700% 7/14/26 0.003863 USD/\$1 Pv On 248,000 Par Value Due 12/14/23	958.03		
12/14/23	Asset Income	Interest Earned On Utah First Fed C D 4.750% 7/14/28 0.003904 USD/\$1 Pv On 248,000 Par Value Due 12/14/23	968.22		



LOS OSOS CSD  
ACCOUNT NUMBER

Page 11 of 15  
December 1, 2023 to December 31, 2023

**TRANSACTION DETAIL (continued)**

<b>Date Posted</b>	<b>Activity</b>	<b>Description</b>	<b>Income Cash</b>	<b>Principal Cash</b>	<b>Tax Cost</b>
12/14/23	Purchase	Purchased 3,006.58 Shares Of US Bank Liquidity Plus Class Y Trade Date 12/14/23 3,006.58 Shares At 1.00 USD		-3,006.58	3,006.58
12/21/23	Sale	Matured 532,000 Par Value Of U S Treasury Bill 12/21/23 Trade Date 12/21/23 532,000 Par Value At 100 %		519,097.40	-519,097.40
12/21/23	Asset Income	Interest Earned On U S Treasury Bill 12/21/23 532,000 Par Value At 100 %	12,902.60		
12/21/23	Purchase	Purchased 532,000 Shares Of US Bank Liquidity Plus Class Y Trade Date 12/21/23 532,000 Shares At 1.00 USD		-532,000.00	532,000.00
12/22/23	Asset Income	Dividend Earned On US Bank Liquidity Plus Class Y	0.02		
12/22/23	Cash Disbursement	Cash Disbursement Transfer To Principal	-0.02		
12/22/23	Cash Receipt	Cash Receipt Transfer From Income		0.02	
12/22/23	Purchase	Purchased 0.02 Shares Of US Bank Liquidity Plus Class Y Trade Date 12/22/23 Reinvestment Of Income Received 12/22/23		-0.02	0.02
12/26/23	Fee	Trust Fees Collected Charged For Period 11/01/2023 Thru 11/30/2023		-125.00	
12/26/23	Sale	Sold 125 Shares Of US Bank Liquidity Plus Class Y Trade Date 12/26/23 125 Shares At 1.00 USD		125.00	-125.00
12/29/23	Asset Income	Dividend Earned On US Bank Liquidity Plus Class Y	729.75		
12/29/23	Cash Disbursement	Cash Disbursement Transfer To Principal	-729.75		



LOS OSOS CSD  
ACCOUNT NUMBERPage 12 of 15  
December 1, 2023 to December 31, 2023**TRANSACTION DETAIL (continued)**

<b>Date Posted</b>	<b>Activity</b>	<b>Description</b>	<b>Income Cash</b>	<b>Principal Cash</b>	<b>Tax Cost</b>
12/29/23	Cash Receipt	Cash Receipt Transfer From Income		729.75	
12/29/23	Purchase	Purchased 729.75 Shares Of US Bank Liquidity Plus Class Y Trade Date 12/29/23 Reinvestment Of Income Received 12/29/23		-729.75	729.75
12/29/23	Purchase	Purchased 322,000 Par Value Of U S Treasury Nt 1.250% 9/30/28 Trade Date 12/28/23 Purchased Through Proequities Inc. 322,000 Par Value At 89.1236 %		-286,977.99	286,977.99
12/29/23	Purchase Accrued Interest	Paid Accrued Interest On Purchase Of U S Treasury Nt 1.250% 9/30/28 Income Debit 989.75- USD	-989.75		
12/29/23	Sale	Sold 286,977.99 Shares Of US Bank Liquidity Plus Class Y Trade Date 12/29/23 286,977.99 Shares At 1.00 USD		286,977.99	-286,977.99
	Purchase	Combined Purchases For The Period 12/ 1/23 - 12/31/23 Of First Am Govt Ob Fd Cl Y		-543,275.73	543,275.73
	Sale	Combined Sales For The Period 12/ 1/23 - 12/31/23 Of First Am Govt Ob Fd Cl Y		543,275.73	-543,275.73
<b>Ending Balance 12/31/2023</b>			<b>\$73,941.20</b>	<b>-\$74,930.95</b>	<b>\$7,079,664.88</b>

LOS OSOS CSD  
ACCOUNT NUMBERPage 13 of 15  
December 1, 2023 to December 31, 2023**SALE/MATURITY SUMMARY**

Settlement Date	Description	Tax Cost	Proceeds	Estimated Gain/Loss
<b>Cash and Equivalents</b>				
<b>U S Treasury Bill</b>				
12/21/2023				
912797FV4				
12/21/23	Matured 532,000 Par Value Trade Date 12/21/23 532,000 Par Value At 100 %	-519,097.40	519,097.40	
<b>US Bank Liquidity Plus Program</b>				
<b>- Class Y</b>				
<b>USBLP3</b>				
12/26/23	Sold 125 Shares Trade Date 12/26/23 125 Shares At 1.00 USD	-125.00	125.00	
12/29/23	Sold 286,977.99 Shares Trade Date 12/29/23 286,977.99 Shares At 1.00 USD	-286,977.99	286,977.99	
<b>Total US Bank Liquidity Plus Program -</b>		<b>-\$287,102.99</b>	<b>\$287,102.99</b>	<b>\$0.00</b>
<b>Total Cash and Equivalents</b>		<b>-\$806,200.39</b>	<b>\$806,200.39</b>	<b>\$0.00</b>
<b>Total Sales &amp; Maturities</b>		<b>-\$806,200.39</b>	<b>\$806,200.39</b>	<b>\$0.00</b>

**SALE/MATURITY SUMMARY MESSAGES**

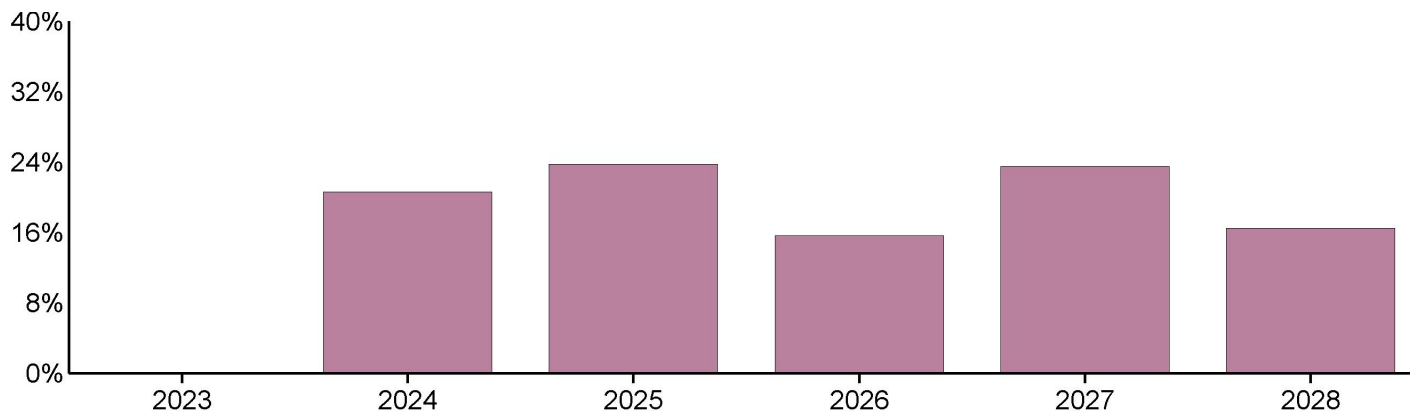
Estimates should not be used for tax purposes



LOS OSOS CSD  
ACCOUNT NUMBER:

Page 14 of 15  
December 1, 2023 to December 31, 2023

**BOND SUMMARY**



	Par Value	Market Value	Percentage of Category
<b>MATURITY</b>			
2023	0.00	0.00	0.00
2024	1,305,000.00	1,290,832.00	20.58
2025	1,500,000.00	1,489,236.80	23.74
2026	996,000.00	981,229.62	15.64
2027	1,489,000.00	1,477,639.36	23.54
2028	1,094,000.00	1,035,587.82	16.50
<b>Total of Category</b>	<b>\$6,384,000.00</b>	<b>\$6,274,525.60</b>	<b>100.00</b>

<b>MOODY'S RATING</b>			
Aaa	3,667,000.00	3,560,196.50	56.74
N/A	1,481,000.00	1,469,873.54	23.43
NOT RATED	1,236,000.00	1,244,455.56	19.83
<b>Total of Category</b>	<b>\$6,384,000.00</b>	<b>\$6,274,525.60</b>	<b>100.00</b>



LOS OSOS CSD  
ACCOUNT NUMBER:

Page 15 of 15  
December 1, 2023 to December 31, 2023

---

**BOND SUMMARY (continued)**

---

	Par Value	Market Value	Percentage of Category
<b>S&amp;P RATING</b>			
AA+	750,000.00	748,425.00	11.93
N/A	3,167,000.00	3,053,674.00	48.67
NOT RATED	2,467,000.00	2,472,426.60	39.40
<b>Total of Category</b>	<b>\$6,384,000.00</b>	<b>\$6,274,525.60</b>	<b>100.00</b>

---



---

**BOND SUMMARY MESSAGES**

---

Data contained within this section excluded Mutual Funds, Exchange Traded Funds, and Closed-Ended Funds.